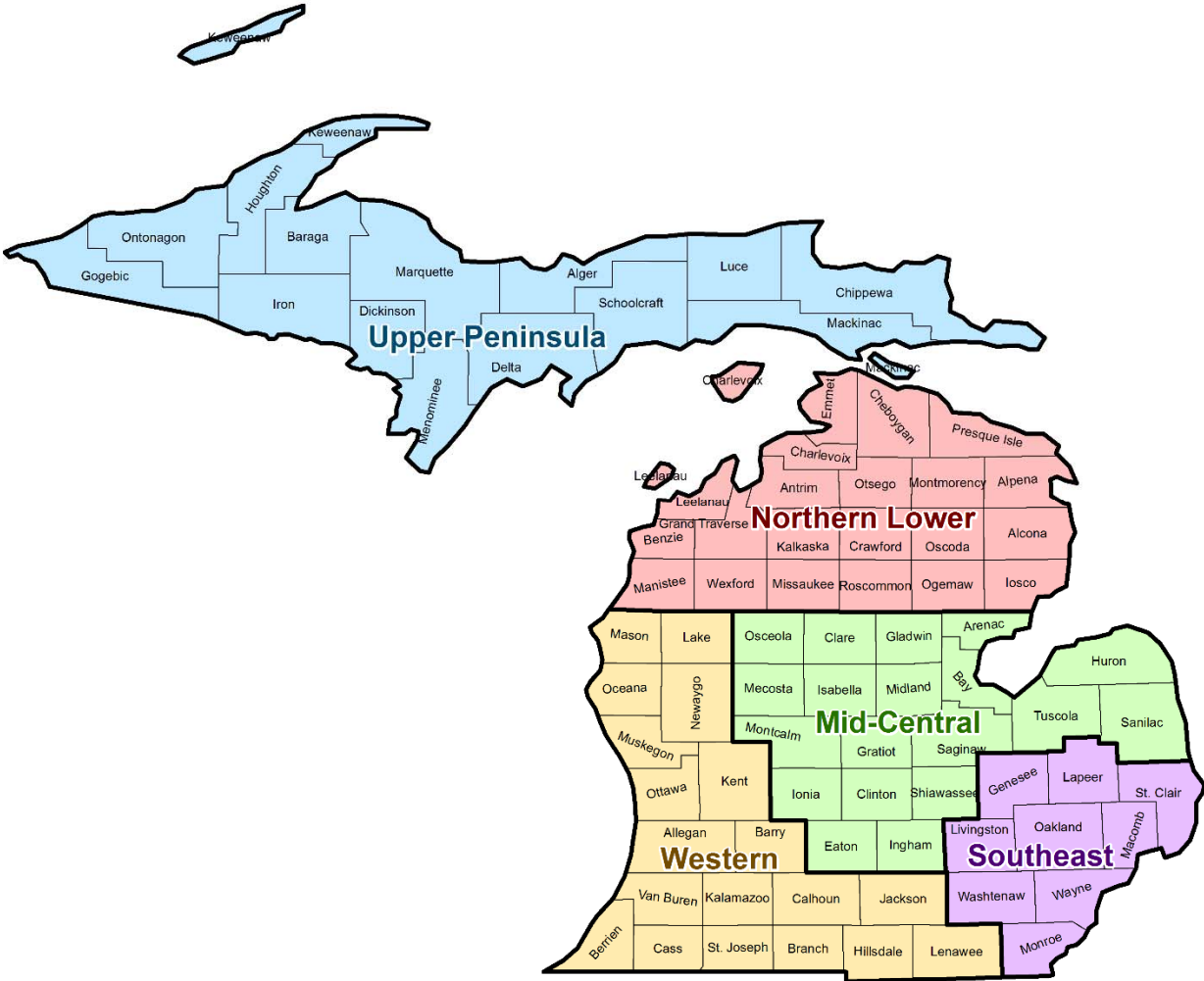


Michigan AHEC Regions

Needs Assessment Summary Report



*Prepared by Wayne State University Center for Urban Studies
July 2016*

TABLE OF CONTENTS

Southeast Michigan Region AHEC Needs Assessment	1
Mid-Central Michigan Region AHEC Needs Assessment	26
Northern Lower Michigan Region AHEC Needs Assessment	44
Upper Peninsula Michigan Region AHEC Needs Assessment	61
Western Michigan Region AHEC Needs Assessment	75
Appendix	98

AHEC Needs Assessment

Southeast Michigan Region

Medically Underserved Summary Table	2
Medically Underserved Areas and Populations	3
Healthcare Professional Shortage Areas	4
Primary Care Physicians	7
All Clinically-Active Primary Care Providers	8
Licensed Nurses	10
Federally Qualified Health Centers	11
High Schools	16
Health Needs	25

Medically Underserved Population

Southeast Michigan AHEC Region

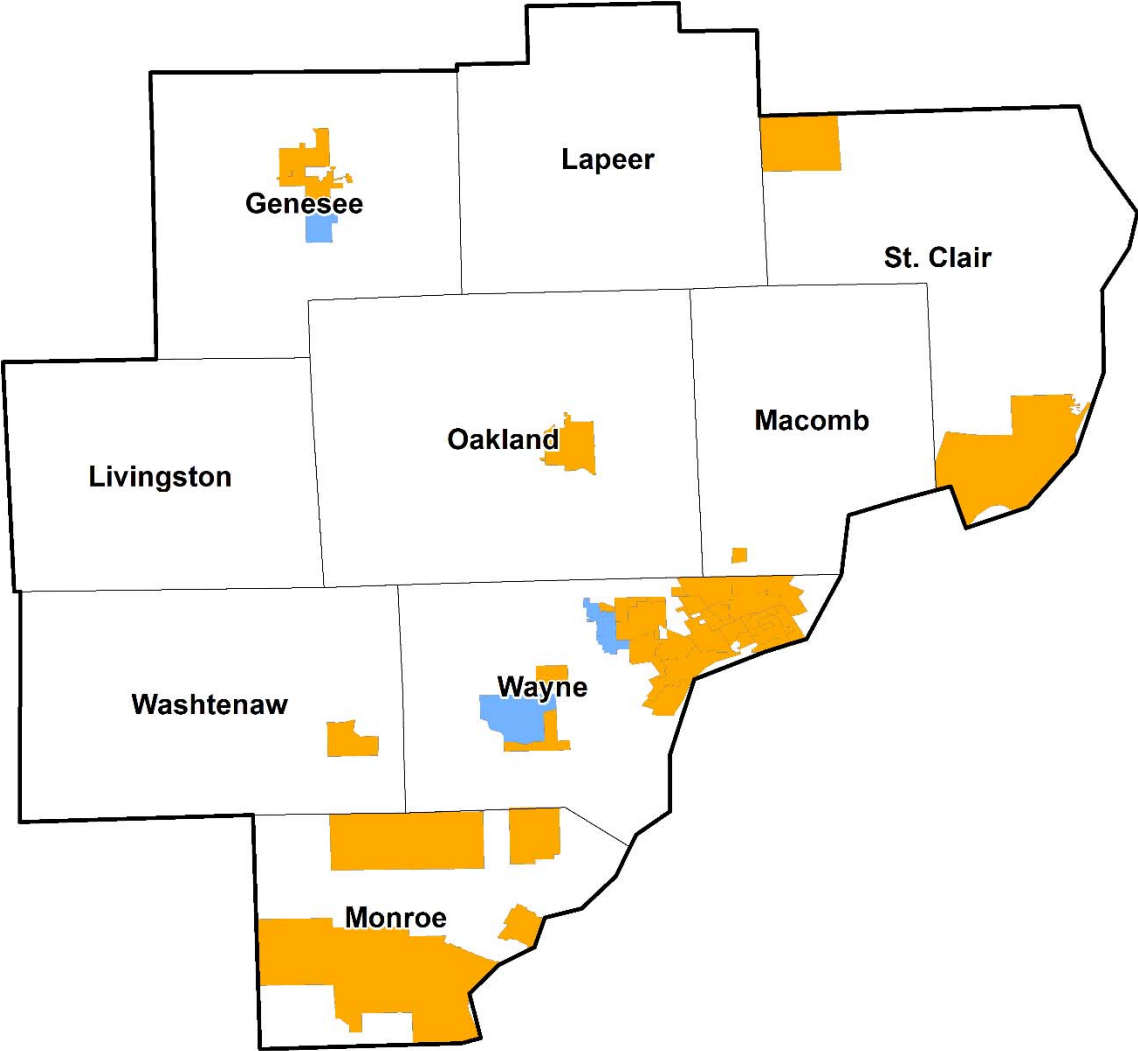
	Age Distribution	Racial/Ethnic Composition				Poverty		
	Persons 65 Years of Age and Older (%)	Black (%)	American Indian or Alaska Native (%)	Asian (%)	Hispanic (%)	Persons Living Below Poverty (%)	Children Living Below Poverty (%)	Persons Living Below 200% Poverty (%)
<i>Michigan</i>	14.53	15.30	1.40	3.20	4.60	16.90	23.70	34.54
Genesee	14.94	22.20	1.50	1.40	3.10	21.20	32.10	40.88
Lapeer	14.68	1.50	1.00	0.60	4.30	11.60	17.20	30.48
Livingston	13.11	0.80	1.00	1.00	2.10	6.00	7.30	17.53
Macomb	14.66	10.80	1.00	3.90	2.40	12.80	18.80	28.72
Monroe	14.64	2.90	0.90	0.80	3.20	11.80	17.50	28.99
Oakland	13.90	15.10	1.00	6.80	3.60	10.40	13.80	22.62
St. Clair	15.72	3.40	1.30	0.80	3.00	15.20	21.70	33.96
Washtenaw	10.83	14.30	1.40	9.70	4.30	15.20	14.80	26.37
Wayne	13.43	40.90	1.10	3.40	5.50	24.80	36.30	45.22

Source: U.S. Census Bureau, 2010-2014 American Community Survey 5-Year Estimates.

Prepared by Wayne State University Center for Urban Studies (2016)

Medically Underserved Areas and Populations (MUA/P), 2016

Southeast Michigan AHEC Region



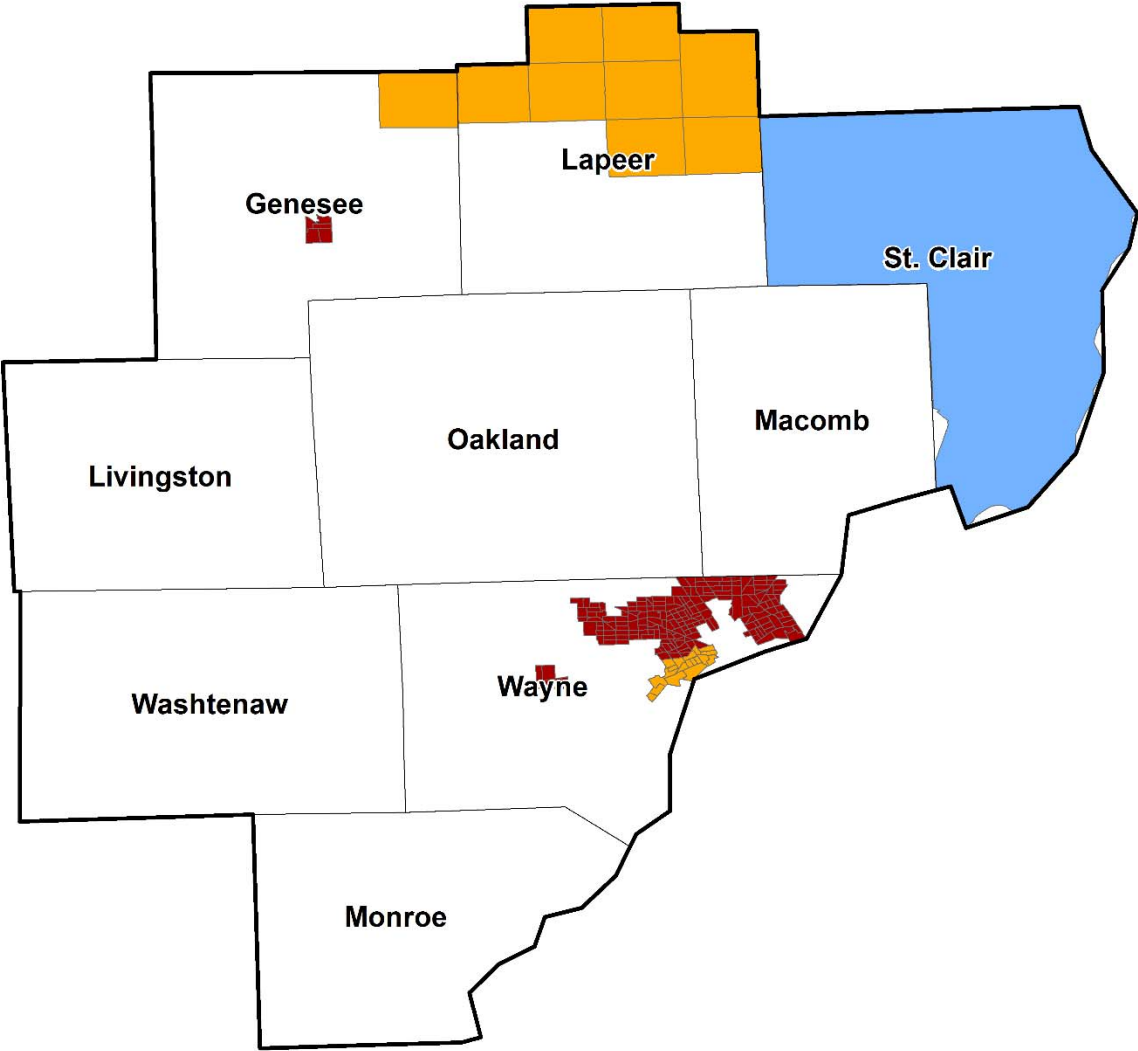
Designated Area Type

- Medically Underserved Area (MUA)
- Medically Underserved Population (MUP)


Source: HRSA Data Warehouse, 2016.
Prepared by Wayne State University Center for Urban Studies (2016)

Healthcare Professional Shortage Area (HPSA) – Primary Care, 2016

Southeast Michigan AHEC Region



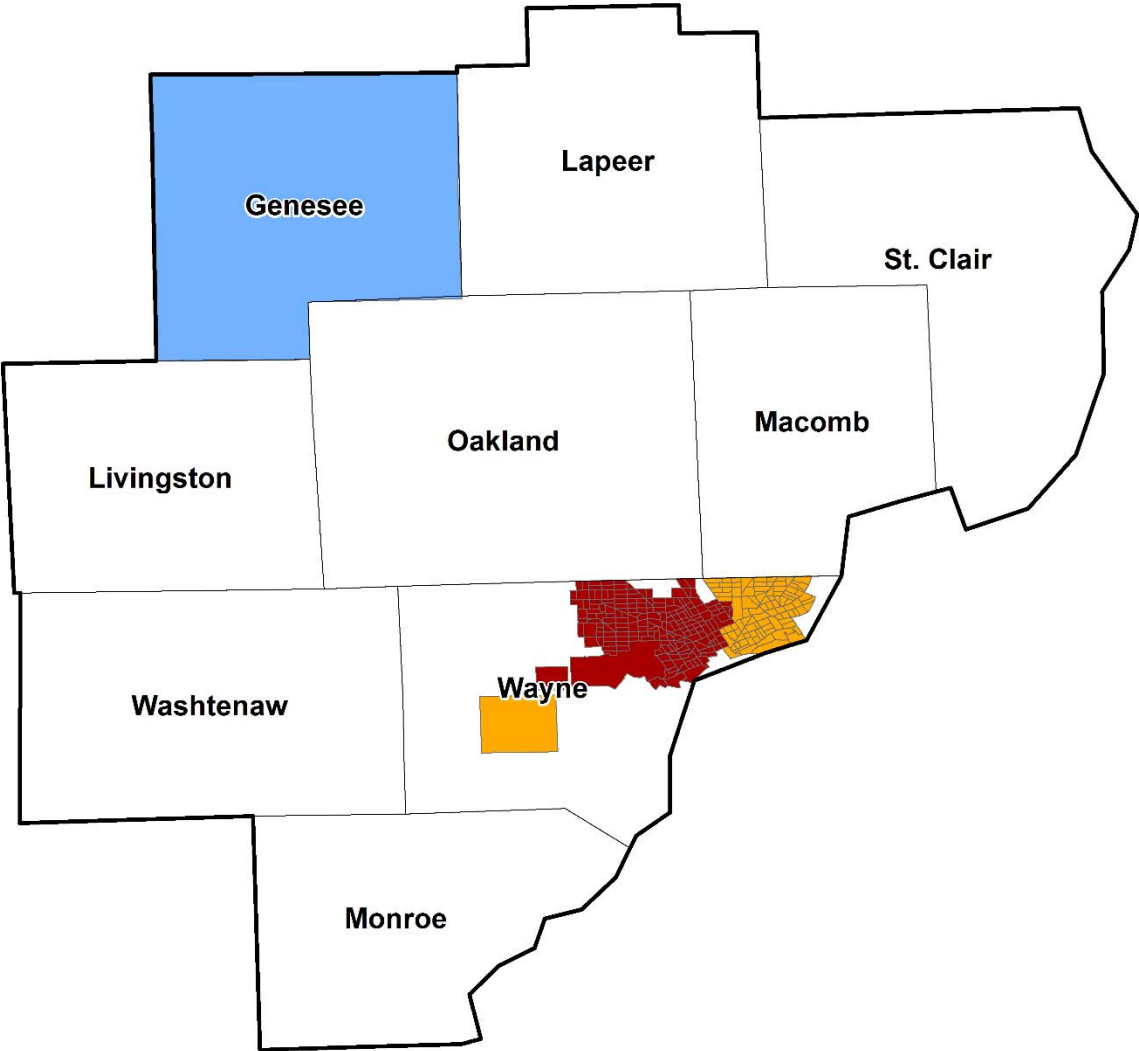
Designated Area Type

-  Geographic Shortage Area
-  High Needs Geographic Shortage Area
-  Population Shortage Area

Source: HRSA Data Warehouse, 2016.
Prepared by Wayne State University Center for Urban Studies (2016)

Healthcare Professional Shortage Area (HPSA) – Mental Health, 2016

Southeast Michigan AHEC Region



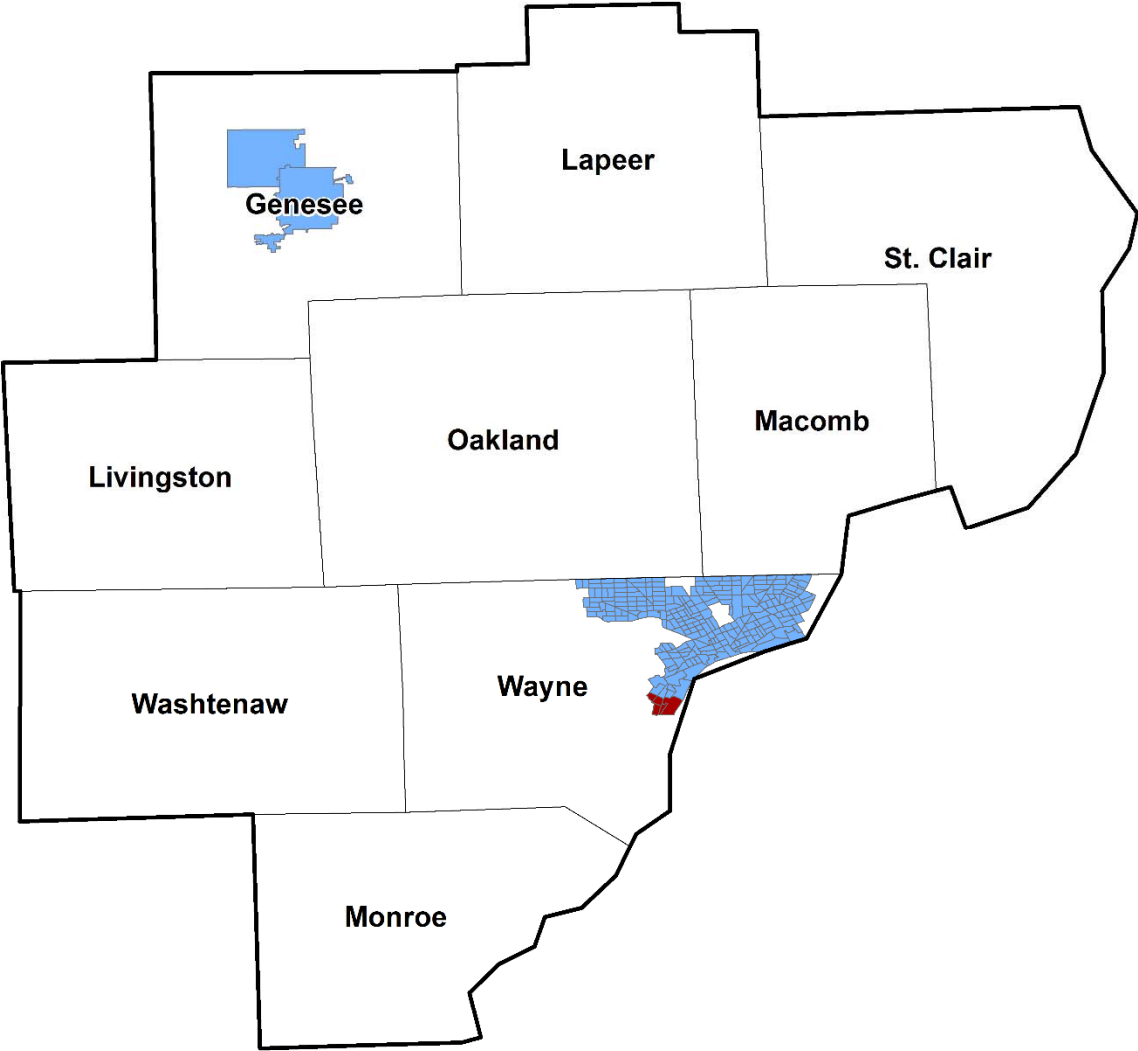
Designated Area Type

- Geographic Shortage Area
- High Needs Geographic Shortage Area
- Population Shortage Area

Source: HRSA Data Warehouse, 2016.
Prepared by Wayne State University Center for Urban Studies (2016)

Healthcare Professional Shortage Area (HPSA) – Dental Care, 2016

Southeast Michigan AHEC Region



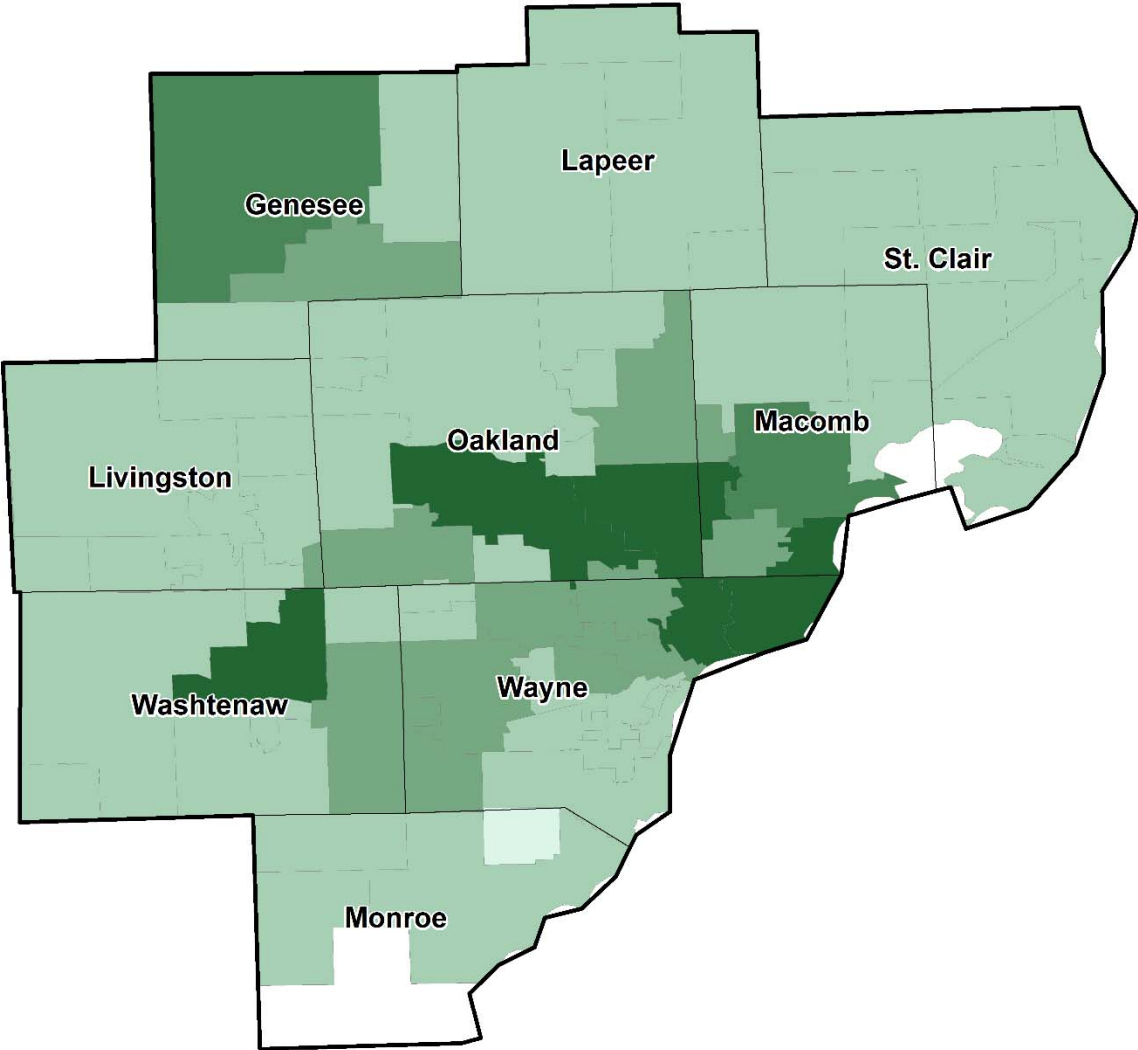
Designated Area Type

- Geographic Shortage Area
- High Needs Geographic Shortage Area
- Population Shortage Area

Source: HRSA Data Warehouse, 2016.
Prepared by Wayne State University Center for Urban Studies (2016)

Clinically Active Primary Care Physicians, 2010

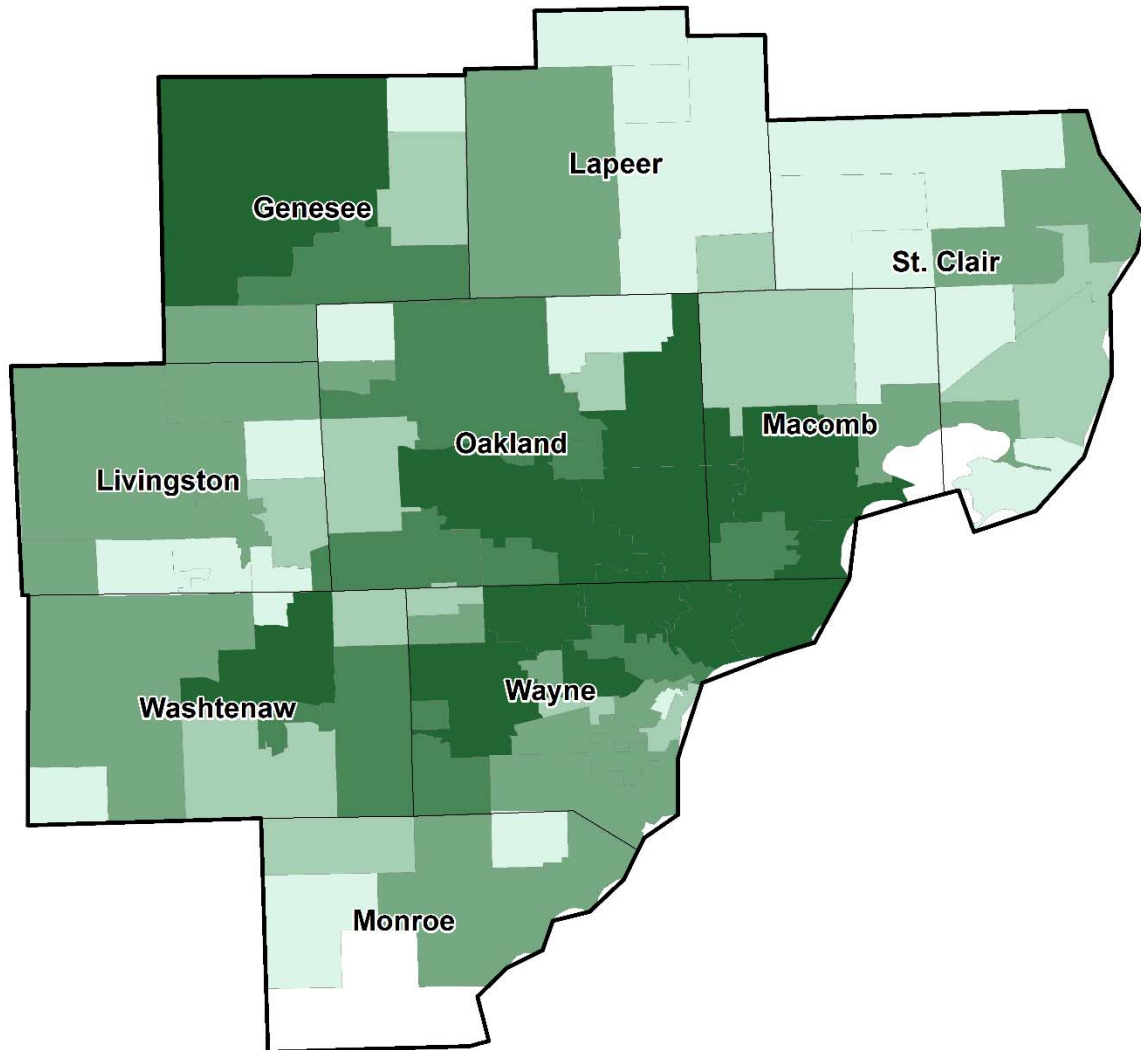
Southeast Michigan AHEC Region



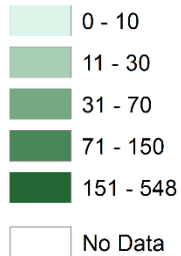
Source: American Medical Association Physician Masterfile, 2010.
Prepared by Wayne State University Center for Urban Studies (2016)

Clinically Active Primary Care Providers

Southeast Michigan AHEC Region



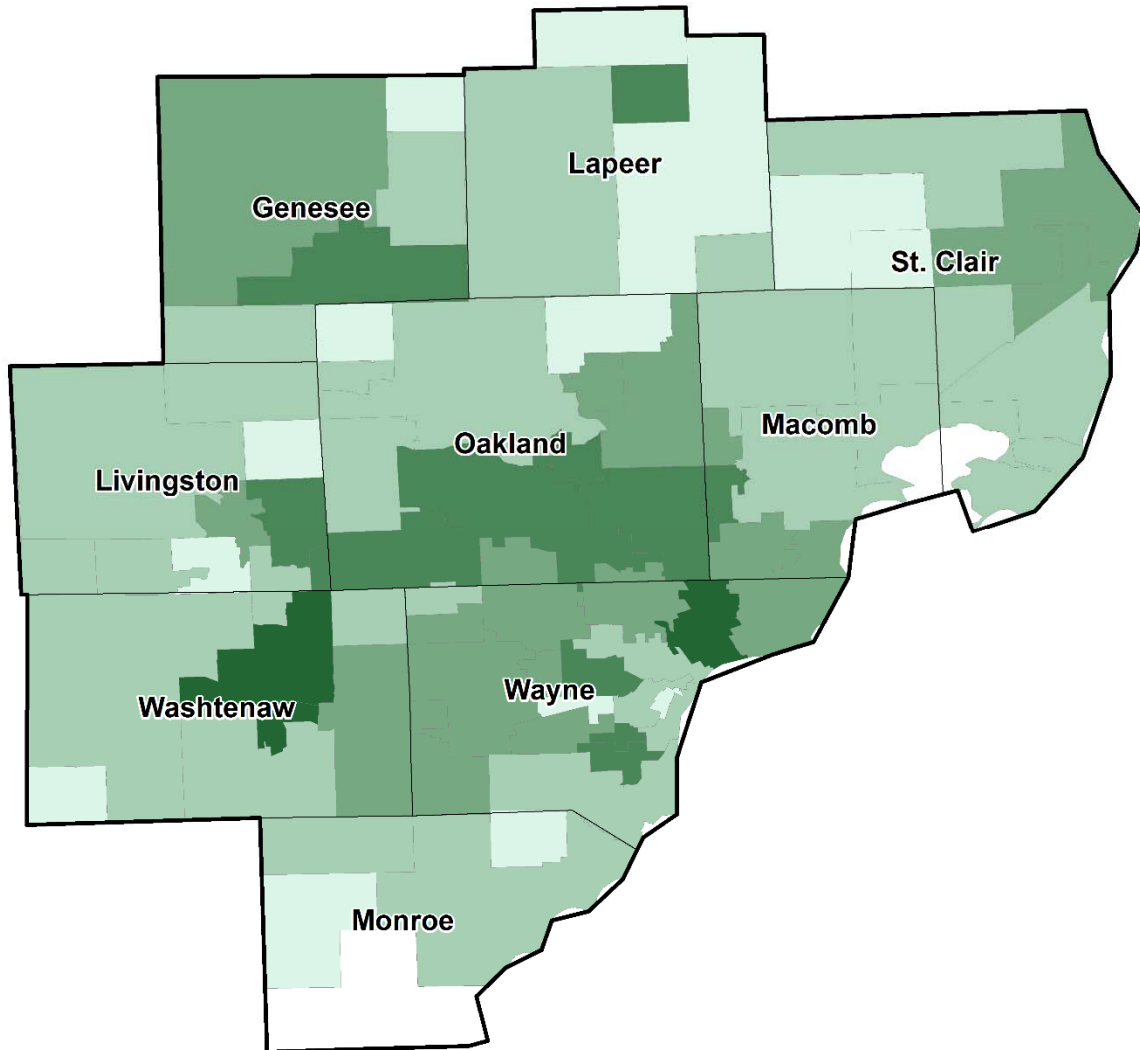
Number of Providers* by Primary Care Service Area (PCSA)



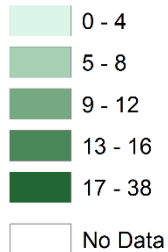
*Includes Primary Care Physicians (PCP), Physician Assistants (PA), FTE Nurse Practitioners (NP), and FTE Certified Nurse Midwives (CNM)

Source: AMA Physician Masterfile, 2010; American Academy of Physician Assistants, 2009; CMS National Provider Identifier Data, 2012; American College of Nurse Midwives, 2009
 Prepared by Wayne State University Center for Urban Studies (2016)

Clinically Active Primary Care Providers per 10,000 People Southeast Michigan AHEC Region



Number of Providers* by Primary Care Service Area (PCSA) per 10,000 People



*Includes Primary Care Physicians (PCP), Physician Assistants (PA), FTE Nurse Practitioners (NP), and FTE Certified Nurse Midwives (CNM)

Source: AMA Physician Masterfile, 2010; American Academy of Physician Assistants, 2009; CMS National Provider Identifier Data, 2012; American College of Nurse Midwives, 2009; US Census, 2010
Prepared by Wayne State University Center for Urban Studies (2016)

Licensed Nurses

Southeast Michigan AHEC Region

	Total Population	Total Nurses	Nurses Per 10,000 Residents	Total Nurse Practitioners (NPs)	NPs per 10,000 Residents	Total Certified Nurse Midwives (CNMs)	CNMs per 10,000 residents
<i>Michigan</i>	9,922,576	148,618	149.8	5,209	5.2	301	0.3
Genesee	410,849	6,537	159.1	147	3.6	4	0.1
Lapeer	88,373	1,345	152.2	28	3.2	3	0.3
Livingston	187,316	3,087	164.8	123	6.6	5	0.3
Macomb	864,840	12,949	149.7	432	5.0	11	0.1
Monroe	149,568	2,690	179.9	61	4.1	4	0.3
Oakland	1,242,304	19,932	160.4	981	7.9	50	0.4
St. Clair	159,875	2,806	175.5	58	3.6	4	0.3
Washtenaw	358,880	6,262	174.5	426	11.9	39	1.1
Wayne	1,759,335	22,167	126.0	739	4.2	40	0.2

Source: Michigan Nurse Mapping, 2015; U.S. Census Bureau, 2010-2014 American Community Survey 5-Year Estimates.

Prepared by Wayne State University Center for Urban Studies (2016)

Federally Qualified Health Center
Southeast Michigan AHEC Region

Name	Address	City	State	ZIP Code	County	Telephone
CLIO HEATH CENTER	4154 W Vienna Rd	Clio	MI	48420-2809	Genesee County	810-406-4246
GCHC ATHERTON EAST	3109 Kleinpell St	Flint	MI	48507-2167	Genesee County	810-257-5790
GCHC CENTER CITY	422 W 4th Ave	Flint	MI	48503-2404	Genesee County	810-496-5777
HAMILTON COMMUNITY HEALTH NETWORK, INC.	400 N Saginaw St Ste 300	Flint	MI	48502-2045	Genesee County	810-787-5094
HAMILTON COMMUNITY HEALTH NETWORK, INC. - NEW MAIN	2900 N Saginaw St	Flint	MI	48505-4452	Genesee County	810-406-4246
HCHN - DENTAL NORTH	G5399 N Saginaw St	Flint	MI	48505-1536	Genesee County	810-785-0863
HCHN - NEW BURTON	G3375 S Saginaw St	Burton	MI	48529-1277	Genesee County	810-743-6830
HCHN - NORTH POINTE CLINIC	5710 Clio Rd	Flint	MI	48504-1525	Genesee County	810-787-4445
HCHN - SALVATION ARMY	2200 N Dort Hwy	Flint	MI	48506-2941	Genesee County	810-234-2678
HDI IMLAY CITY COMMUNITY HEALTH CENTER	6800 Newark Rd Ste 200	Imlay City	MI	48444-9656	Lapeer County	810-724-3201
LAPEER CLINIC	1570 Suncrest Dr	Lapeer	MI	48446-1154	Lapeer County	810-406-4246
ADVANTAGE FAMILY HEALTH CENTER	4669 E 8 Mile Rd	Warren	MI	48091-2709	Macomb County	313-369-1960
CENTER LINE	6900 E 10 Mile Rd	Center Line	MI	48015-1168	Macomb County	586-756-7777
CLINTON TOWNSHIP	42627 Garfield Rd Ste 213	Clinton Township	MI	48038-5032	Macomb County	586-783-3904
DCS NEW HAVEN COMMUNITY SERVICES	58144 Gratiot Ave	New Haven	MI	48048	Macomb County	586-749-5173

Name	Address	City	State	ZIP Code	County	Telephone
HOMELESS HEALTH CARE PROJECT ROSEVILLE STOREFRONT	28055 Gratiot Ave	Roseville	MI	48066-4204	Macomb County	586-552-8333
MCC MENTAL HEALTH	43740 N Groesbeck Hwy	Clinton Township	MI	48036-1139	Macomb County	586-469-7629
MOUNT CLEMENS	18 Market St Ste C	Mount Clemens	MI	48043-7403	Macomb County	586-783-2222
FAMILY MEDICAL CENTER	130 Medical Center Dr	Carleton	MI	48117-9461	Monroe County	734-654-2169 x400
FAMILY MEDICAL CENTER - MONROE MENTAL HEALTH AUTHORITY SITE	1001 S Raisinville Rd	Monroe	MI	48161-9754	Monroe County	734-847-3802
FAMILY MEDICAL CENTER OF MI - MONROE II	1085 N Macomb St	Monroe	MI	48162-3126	Monroe County	734-240-4851
FAMILY MEDICAL CENTER OF MI, INC	8765 Lewis Ave	Temperance	MI	48182-9583	Monroe County	734-847-3802
FAMILY MEDICAL CENTER OF MICHIGAN MONROE	905 N Macomb St	Monroe	MI	48162-3075	Monroe County	734-240-4851
MONROE COUNTY HEALTH DEPARTMENT	2353 S Custer Rd	Monroe	MI	48161-5047	Monroe County	734-240-7843
COVENANT WOODWARD AVENUE	27776 Woodward Ave	Royal Oak	MI	48067-0930	Oakland County	248-556-4900
OAKLAND PRIMARY HEALTH SERVICES	46 N Saginaw St	Pontiac	MI	48342-2155	Oakland County	248-322-6747
OIHN CHILDREN'S VILLAGE	1200 N Telegraph Rd	Pontiac	MI	48341-1032	Oakland County	248-724-7490
OIHN FAMILY MEDICINE CENTER	461 W Huron St Ste 107	Pontiac	MI	48341-1601	Oakland County	248-857-7432
OIHN JOSLYN SMILE CENTER	816 Joslyn Ave	Pontiac	MI	48340-2919	Oakland County	248-758-1231
OIHN ORCHARD LAKE CENTER	114 Orchard Lake Rd	Pontiac	MI	48341-2244	Oakland County	248-724-7620
PONTIAC HIGH SCHOOL	1051 Arlene Ave	Pontiac	MI	48340-2904	Oakland County	248-451-7300
PONTIAC MIDDLE SCHOOL	1275 N Perry St	Pontiac	MI	48340-3135	Oakland County	248-451-8010

Name	Address	City	State	ZIP Code	County	Telephone
SACRED HEART	1400 E 12 Mile Rd	Madison Heights	MI	48071-2651	Oakland County	248-658-1116
THE HENDERSON CLINIC	44405 Woodward Ave	Pontiac	MI	48341-5023	Oakland County	248-858-3000
THE WELLNESS PLAN, NORTHWEST MEDICAL CENTER	21040 Greenfield Rd	Oak Park	MI	48237-3025	Oakland County	248-968-6500
WATERFORD TEEN HEALTH CENTER	501 N Cass Lake Rd	Waterford	MI	48328-2307	Oakland County	248-674-4876
DCS PORT HURON MEDICAL CLINIC	1011 Military St	Port Huron	MI	48060-5416	St. Clair County	810-488-8000
DOWNRIVER COMMUNITY SERVICES, INC.	555 Saint Clair River Dr	Algonac	MI	48001-1802	St. Clair County	810-794-4982
HDI MIGRANT CAMP SITE	4800 Esch Rd	Manchester	MI	48158-9710	Washtenaw County	989-759-6400
PACKARD EAST	200 Arnet St	Ypsilanti	MI	48198-5753	Washtenaw County	734-971-1073
PACKARD MAIN	3174 Packard St	Ann Arbor	MI	48108-1947	Washtenaw County	734-971-1073
PACKARD WEST	501 N Maple Rd	Ann Arbor	MI	48103-2827	Washtenaw County	734-971-1073
SHELTER ASSOCIATION OF WASHTENAW COUNTY	312 W Huron St	Ann Arbor	MI	48103-4204	Washtenaw County	734-971-1073
CHILDREN'S DENTAL CENTER - MAIN	79 W Alexandrine St	Detroit	MI	48201-2015	Wayne County	313-835-5990
COMMUNITY HEALTH AND SOCIAL SERVICES (CHASS)	5635 W Fort St	Detroit	MI	48209-3154	Wayne County	313-849-3920 x200
COVENANT COMMUNITY CARE INC.	559 W Grand Blvd	Detroit	MI	48216-2200	Wayne County	313-554-1095
COVENANT COMMUNITY CARE NEWTON	16411 Curtis St	Detroit	MI	48235-3202	Wayne County	313-838-6822
COVENANT JOY-SOUTHFIELD	18917 Joy Rd	Detroit	MI	48228-3050	Wayne County	313-581-7773
COVENANT MICHIGAN AVENUE CLINIC	5716 Michigan Ave	Detroit	MI	48210-3039	Wayne County	313-554-1095

Name	Address	City	State	ZIP Code	County	Telephone
COVENANT MOROSS HEALTH CENTER	20901 Moross Rd	Detroit	MI	48236-2058	Wayne County	313-554-0485
COVENANT WATERMAN	1700 Waterman St	Detroit	MI	48209-2022	Wayne County	313-841-1699
DETROIT CENTRAL CITY ADMINISTRATIVE SITE	10 Peterboro St	Detroit	MI	48201-2722	Wayne County	313-831-3160
DETROIT CENTRAL CITY HEALTH CENTER	3427 Woodward Ave	Detroit	MI	48201-2725	Wayne County	313-831-3160
DR. FELETA WILSON HEALTH CENTER	6550 W Warren Ave	Detroit	MI	48210-1134	Wayne County	313-897-7700
DR. SOPHIE WOMACK HEALTH CENTER	7900 Kercheval St	Detroit	MI	48214-2439	Wayne County	313-921-5500
EAST RIVERSIDE HEALTH CENTER	13901 E Jefferson Ave	Detroit	MI	48215-2720	Wayne County	313-822-0900
FORT STREET PRESBYTERIAN CHURCH	631 W Fort St	Detroit	MI	48226-3106	Wayne County	313-961-3617
NEIGHBORHOOD SERVICES ORGANIZATION BELL BUILDING	882 Oakman Blvd	Detroit	MI	48238-3710	Wayne County	313-835-5990
NOLAN FAMILY HEALTH CENTER	111 W 7 Mile Rd	Highland Park	MI	48203-1968	Wayne County	313-369-2600
OPERATION GET DOWN	10100 Harper Ave	Detroit	MI	48213-3112	Wayne County	313-921-9422
OSCAR PASKAL HEALTH CENTER	12800 E Warren Ave	Detroit	MI	48215-2061	Wayne County	313-343-2887
SALVATION ARMY-FORT STREET	1627 W Fort St	Detroit	MI	48216-1914	Wayne County	313-867-2061
ST FRANCIS CABRINI CLINIC	1234 Porter St	Detroit	MI	48226-2407	Wayne County	313-961-7863
THE WELLNESS PLAN, EAST MEDICAL CENTER	4909 E Outer Dr	Detroit	MI	48234-3446	Wayne County	313-369-3910
THE WELLNESS PLAN, GATEWAY MEDICAL CENTER	2888 W Grand Blvd	Detroit	MI	48202-2612	Wayne County	313-875-5932
THEA BOWMAN COMMUNITY HEALTH CENTER	15400 W Mcnichols Rd	Detroit	MI	48235-3724	Wayne County	313-255-3333

Name	Address	City	State	ZIP Code	County	Telephone
WALLER HEALTH CENTER ON CATHEDRAL GREEN	60 E Warren Ave	Detroit	MI	48201-1312	Wayne County	313-897-2061
WCHC - WAYNE HEALTH CENTER	33030 Van Born Rd	Wayne	MI	48184-2453	Wayne County	734-727-7101
WCHC HAMTRAMCK HEALTH CENTER	9021 Joseph Campau St	Hamtramck	MI	48212-3726	Wayne County	313-871-1926
WESTERN WAYNE FAMILY HEALTH CENTER	2700 Hamlin Blvd	Inkster	MI	48141-2206	Wayne County	313-561-5100
WESTERN WAYNE FAMILY HEALTH CENTER	26650 Eureka Rd	Taylor	MI	48180-4835	Wayne County	
WESTERN WAYNE FAMILY HEALTH CENTER	2500 Hamlin Dr	Inkster	MI	48141-2348	Wayne County	313-561-5100
WESTERN WAYNE SOUTHWEST CENTER	25650 Outer Dr	Lincoln Park	MI	48146-2096	Wayne County	734-941-4991
WOODWARD CORRIDOR FAMILY MEDICAL CENTER	611 Martin Luther King Jr Blvd	Detroit	MI	48201-2273	Wayne County	313-832-6300

Source: HRSA Data Warehouse, 2016.

Prepared by Wayne State University Center for Urban Studies (2016)

High Schools in Region - Characteristics for 2015-16 School Year *
Southeast Michigan AHEC Region

School	Address	City	Zip Code	County	Total Enrollment	Percent Hispanic	Percent American Indian	Percent Asian	Percent Black	Percent Native Hawaiian	Percent White	Percent Multiracial	Percent Free or Reduced Lunch	Mean ACT Score*
Atherton Jr. / Sr. High School	3354 SOUTH GENESEE RD	BURTON	48519	Genesee	462	4%	1%	0%	33%	0%	57%	6%	73%	16.9
Atherton Vern Van Y Educational Center	2400 CLARICE AVE	BURTON	48519	Genesee	75	13%	0%	0%	23%	0%	55%	9%	65%	16.1
Bendle High School	2283 EAST SCOTTWOOD AVE	BURTON	48529	Genesee	401	7%	0%	0%	11%	0%	76%	5%	90%	16.4
Bentley High School FUSION Academy	1150 N BELSAY RD	BURTON	48509	Genesee	51	4%	0%	0%	6%	0%	86%	4%	39%	14.5
Bentley Senior High School	1150 NORTH BELSAY RD	BURTON	48509	Genesee	289	7%	1%	1%	9%	0%	78%	5%	60%	16.9
Madison Academy - High School	3266 SOUTH GENESEE ROAD	BURTON	48519	Genesee	223	3%	0%	0%	72%	0%	22%	3%	69%	16.4
Clio Area High School	1 MUSTANG DR	CLIO	48420	Genesee	965	2%	0%	1%	1%	0%	95%	1%	37%	19.1
Clio Community High School	420 NORTH MILL ST	CLIO	48420	Genesee	119	6%	0%	0%	1%	0%	87%	6%	55%	14.3
Davison Alternative Education	1250 NORTH OAK RD	DAVISON	48423	Genesee	164	9%	1%	1%	5%	0%	79%	6%	63%	15.8
Davison High School	1250 NORTH OAK RD	DAVISON	48423	Genesee	1532	5%	1%	0%	2%	0%	89%	4%	27%	21.5
Fenton Senior High School	3200 WEST SHIAWASSEE AVE	FENTON	48430	Genesee	1125	2%	0%	1%	1%	0%	93%	3%	18%	21.3
Academy West Alternative Education	3223 WEST CARPENTER RD	FLINT	48504	Genesee	524	4%	0%	0%	83%	0%	9%	4%	88%	13.9
Accelerated Learning Academy	G2138 W. CARPENTER ROAD	FLINT	48505	Genesee	277	3%	0%	0%	92%	0%	4%	2%	86%	12.9
Beecher High School	1020 WEST COLDWATER RD	FLINT	48505	Genesee	317	3%	0%	0%	87%	0%	6%	3%	80%	16.1
Bendle/Carman-Ainsworth Alternative Education	G-3493 BEVERIDGE RD	FLINT	48532	Genesee	150	3%	0%	0%	47%	0%	47%	3%	69%	15.4
Carman Park-Baker Career Academy	3375 VAN CAMPEN RD	FLINT	48507	Genesee	75	8%	1%	0%	39%	0%	51%	1%	43%	N/A
Carman-Ainsworth High School	1300 NORTH LINDEN RD	FLINT	48532	Genesee	1440	3%	2%	1%	62%	0%	26%	6%	60%	17.9
Elmer A. Knopf Learning Center	2413 WEST MAPLE AVE	FLINT	48507	Genesee	485	1%	0%	0%	30%	0%	66%	1%	68%	N/A
Gateway to College-Mott Community College Genesee Early College	923 EAST KEARSLEY ST 2413 W MAPLE AVE	FLINT FLINT	48503 48507	Genesee Genesee	21 204	14% 8%	0% 0%	0% 1%	19% 42%	0% 0%	67% 42%	0% 7%	43% 47%	19 22.6
Hamady Community High School	G-3223 W CARPENTER RD	FLINT	48504	Genesee	301	1%	0%	0%	93%	0%	5%	1%	89%	15.7
International Academy of Flint (K-12)	2820 SOUTH SAGINAW ST	FLINT	48503	Genesee	1087	2%	0%	0%	83%	0%	7%	8%	78%	17.8
Kearsley High School	G-4302 UNDERHILL DR	FLINT	48506	Genesee	1087	6%	1%	0%	13%	0%	79%	1%	57%	19
Michigan School for the Deaf	1235 W. COURT ST.	FLINT	48503	Genesee	144	4%	4%	3%	26%	0%	59%	3%	50%	13.7
Mott Middle College High School	2413 WEST MAPLE AVE	FLINT	48507	Genesee	343	7%	0%	0%	71%	0%	20%	3%	74%	16.5
Northwestern High School	G2138 WEST CARPENTER RD	FLINT	48505	Genesee	524	1%	0%	0%	91%	0%	5%	3%	83%	14.2
Southwestern Classical Academy	1420 WEST 12TH ST	FLINT	48507	Genesee	901	3%	0%	0%	82%	0%	10%	4%	84%	15.9
Special Services - North	2413 W MAPLE AVE	FLINT	48507	Genesee	32	6%	0%	0%	16%	0%	72%	6%	81%	12
WAY Academy - Flint, Flint Campus	4385 MILLER RD	FLINT	48507	Genesee	196	1%	2%	0%	70%	1%	27%	0%	100%	15.1
Flushing High School	5039 DELAND RD	FLUSHING	48433	Genesee	1318	3%	0%	1%	9%	0%	84%	3%	33%	21
Marion D. Crouse Instr. Center	3330 LUCE RD	FLUSHING	48433	Genesee	192	4%	0%	1%	29%	1%	66%	0%	79%	N/A
Genesee High School	PO BOX 220	GENESEE	48437	Genesee	320	4%	1%	0%	8%	1%	83%	3%	68%	17.8
Goodrich High School	8029 GALE RD	GOODRICH	48438	Genesee	746	2%	0%	1%	2%	0%	95%	0%	14%	21.6
Grand Blanc Community High School	12500 HOLLY RD	GRAND BLANC	48439	Genesee	2702	4%	0%	4%	15%	0%	73%	4%	24%	21.6
Lake Fenton High School	4070 LAHRING RD	LINDEN	48451	Genesee	680	2%	0%	1%	3%	0%	91%	2%	43%	20.1
Linden High School	7201 SILVER LAKE RD	LINDEN	48451	Genesee	942	3%	0%	0%	0%	0%	95%	1%	33%	21.3
Hill-McCloy High School	P.O. BOX 3129	MONTROSE	48457	Genesee	393	2%	1%	1%	3%	0%	92%	1%	49%	19.1
Montrose Alternative Education Center	PO BOX 3129	MONTROSE	48457	Genesee	156	5%	1%	0%	3%	0%	90%	1%	56%	14.4
E.A. Johnson Memorial H.S.	8041 NEFF RD	MOUNT MORRIS	48458	Genesee	566	4%	2%	1%	17%	0%	60%	16%	73%	18.3
Genesee County Jail	1000 EAST MOUNT MORRIS ST	MOUNT MORRIS	48458	Genesee	51	6%	0%	0%	84%	0%	8%	2%	51%	N/A
Genesee Valley Regional Center	1000 EAST MOUNT MORRIS ST	MOUNT MORRIS	48458	Genesee	25	12%	0%	0%	40%	0%	36%	12%	72%	12
Mt. Morris Education and Community Center	1000 EAST MOUNT MORRIS ST	MOUNT MORRIS	48458	Genesee	179	6%	1%	0%	19%	0%	63%	12%	65%	17.4
Lakeville High School	12455 WILSON RD	OTISVILLE	48463	Genesee	447	2%	0%	0%	1%	0%	94%	3%	50%	18
Swartz Creek Academy	8197 MILLER RD	SWARTZ CREEK	48473	Genesee	135	5%	0%	0%	13%	0%	79%	4%	47%	16.4
Swartz Creek High School	1 DRAGON DR	SWARTZ CREEK	48473	Genesee	1192	4%	1%	1%	9%	0%	84%	3%	35%	19.6
Almont High School	4701 HOWLAND RD	ALMONT	48003	Lapeer	500	4%	0%	0%	0%	0%	95%	0%	21%	20.3
Lapeer Co. Education and Technology Center	690 NORTH LAKE PLEASANT RD	ATTICA	48412	Lapeer	63	2%	0%	2%	2%	0%	95%	0%	62%	N/A
Dryden High School	3866 ROCHESTER RD	DRYDEN	48428	Lapeer	305	3%	0%	0%	1%	0%	96%	0%	31%	19.5
Imlay City High School	1001 NORLIN DR	IMLAY CITY	48444	Lapeer	665	19%	0%	0%	0%	0%	79%	1%	47%	19.2
Venture High School	2061 SOUTH ALMONT AVE	IMLAY CITY	48444	Lapeer	55	20%	2%	0%	2%	0%	73%	4%	62%	13.3
Lapeer Community High School	170 MILLVILLE RD	LAPEER	48446	Lapeer	90	4%	0%	0%	1%	0%	91%	3%	58%	15
Lapeer High School	933 SOUTH SAGINAW ST	LAPEER	48446	Lapeer	1387	2%	0%	1%	1%	0%	94%	1%	32%	19.8
Zemmer Campus 8/9	1920 W. OREGON	LAPEER	48446	Lapeer	827	3%	0%	0%	1%	0%	93%	2%	44%	N/A
North Branch High School	P.O. BOX 3620	NORTH BRANCH	48461	Lapeer	765	5%	1%	0%	1%	0%	92%	1%	34%	19.9
Quest High School	P.O. BOX 3620	NORTH BRANCH	48461	Lapeer	59	3%	0%	0%	0%	0%	95%	2%	58%	15.8

School	Address	City	Zip Code	County	Total Enrollment	Percent Hispanic	Percent American Indian	Percent Asian	Percent Black	Percent Native Hawaiian	Percent White	Percent Multiracial	Percent Free or Reduced Lunch	Mean ACT Score*
Bridge Alternative High School	125 SOUTH CHURCH ST	BRIGHTON	48116	Livingston	85	1%	5%	0%	2%	0%	92%	0%	53%	15.1
Brighton High School	7878 BRIGHTON RD	BRIGHTON	48116	Livingston	2074	3%	1%	1%	1%	0%	94%	0%	9%	22.7
Charyl Stockwell Academy - High School	1032 KARL GREIMEL DR	BRIGHTON	48116	Livingston	459	4%	0%	2%	1%	0%	90%	3%	9%	23.8
FlexTech High School	7707 CONFERENCE CENTER ROAD	BRIGHTON	48114	Livingston	274	4%	1%	0%	0%	0%	93%	1%	23%	18
Fowlerville High School	7677 WEST SHARPE RD STE A	FOWLerville	48836	Livingston	867	2%	1%	0%	1%	0%	95%	1%	25%	20.2
Fowlerville Online Learning Academy	7677 WEST SHARPE RD STE A	FOWLerville	48836	Livingston	38	0%	0%	0%	0%	0%	97%	3%	32%	16.3
Hartland High School	10635 DUNHAM RD	HARTLAND	48353	Livingston	1919	2%	0%	1%	0%	0%	95%	1%	11%	22.8
Hartland Virtual Academy	9525 E. HIGHLAND RD.	HOWELL	48843	Livingston	18	0%	0%	0%	0%	0%	100%	0%	33%	19.8
Howell High School	1200 WEST GRAND RIVER AVE	HOWELL	48843	Livingston	2486	2%	1%	1%	0%	0%	95%	1%	28%	20.9
Legacy High School	9525 EAST HIGHLAND RD	HOWELL	48843	Livingston	70	0%	0%	1%	1%	0%	97%	0%	49%	17.1
Pathway School	1429 WEST GRAND RIVER AVE	HOWELL	48843	Livingston	194	1%	0%	1%	2%	0%	96%	0%	31%	N/A
Kensington Woods Schools	9501 PETTYS ROAD	LAKELAND	48143	Livingston	155	2%	0%	1%	0%	0%	96%	1%	11%	19.9
Pinckney Community High School	10255 DEXTER PINCKNEY RD	PINCKNEY	48169	Livingston	1296	2%	0%	1%	0%	0%	96%	1%	13%	20.9
Armada Continuing Education Center	23211 PROSPECT AVE	ARMADA	48005	Macomb	14	0%	0%	0%	0%	0%	100%	0%	29%	N/A
Armada High School	23655 ARMADA CENTER RD	ARMADA	48005	Macomb	691	1%	0%	0%	0%	0%	98%	1%	18%	20.5
Academy 21	26400 ARSENAL AVENUE	CENTER LINE	48015	Macomb	178	3%	1%	3%	20%	0%	67%	6%	54%	16.2
Center Line High School	26300 ARSENAL	CENTER LINE	48015	Macomb	722	2%	0%	8%	23%	0%	60%	6%	68%	20.1
Michigan Mathematics and Science Academy	8155 RITTER	CENTER LINE	48015	Macomb	615	1%	0%	5%	78%	0%	13%	4%	100%	18.7
Rising Stars Academy	23855 LAWRENCE	CENTER LINE	48015	Macomb	61	3%	3%	2%	38%	0%	52%	2%	31%	N/A
Chippewa Valley Adult and Mohegan Alt. Educ.	19230 CASS AVE	CLINTON TOWNSHIP	48038	Macomb	154	3%	1%	1%	25%	0%	69%	2%	33%	14.9
Chippewa Valley High School	18300 19 MILE RD	CLINTON TOWNSHIP	48038	Macomb	2441	5%	0%	2%	16%	0%	71%	5%	28%	20.3
Clintondale High School	35200 LITTLE MACK AVE	CLINTON TOWNSHIP	48035	Macomb	472	1%	0%	1%	66%	0%	28%	3%	78%	17
Clintondale Virtual Academy	35100 LITTLE MACK	CLINTON TOWNSHIP	48035	Macomb	37	0%	0%	3%	32%	0%	57%	8%	38%	N/A
Continuing Education Center	22280 EAST PRICE DR	CLINTON TOWNSHIP	48035	Macomb	454	2%	1%	0%	57%	0%	33%	6%	50%	15
DiAnne M. Pellerin Center	24001 F V PANKOW BLVD	CLINTON TOWNSHIP	48038	Macomb	262	4%	1%	0%	21%	0%	66%	8%	56%	15.2
International Academy of Macomb	42755 ROMEO PLANK RD	CLINTON TOWNSHIP	48038	Macomb	475	2%	0%	14%	5%	0%	76%	3%	14%	26.9
Macomb Academy	39092 GARFIELD RD	CLINTON TOWNSHIP	48038	Macomb	180	1%	0%	3%	26%	0%	69%	1%	18%	N/A
Neil E. Reid High School	37701 HARPER AVE	CLINTON TOWNSHIP	48036	Macomb	92	1%	0%	1%	25%	0%	70%	3%	53%	14.9
East Detroit High School	15501 COUZENS AVE	EASTPOINTE	48021	Macomb	1059	1%	1%	2%	77%	0%	14%	5%	59%	15.8
Kellwood School (Alternative)	23750 DAVID AVE	EASTPOINTE	48021	Macomb	133	2%	2%	0%	81%	0%	10%	5%	74%	13.8
Arts Academy in the Woods	32101 CAROLINE	FRASER	48026	Macomb	362	2%	0%	1%	38%	0%	53%	5%	47%	19
Fraser High School	34270 GARFIELD RD	FRASER	48026	Macomb	1637	3%	0%	2%	11%	0%	80%	4%	34%	19.5
L'Anse Creuse High School	38495 LANSE CREUSE ST	HARRISON TOWNSHIP	48045	Macomb	1538	1%	0%	1%	17%	0%	75%	5%	34%	19.7
Anchor Bay High School	6319 COUNTY LINE RD	IRA	48023	Macomb	1956	2%	0%	1%	3%	0%	91%	3%	20%	20.1
Dakota High School	21051 21 MILE RD	MACOMB	48044	Macomb	2917	2%	0%	3%	8%	0%	84%	2%	13%	20.9
Glen H. Peters School	46650 HEYDENREICH RD	MACOMB	48044	Macomb	283	2%	0%	1%	13%	0%	82%	1%	42%	N/A
L'Anse Creuse High School - North	23700 21 MILE RD	MACOMB	48042	Macomb	1896	3%	0%	1%	10%	0%	82%	3%	27%	20.5
L'Anse Creuse-Mt Clemens Center for Lifelong Learning	33 NORTH RIVER RD	MOUNT CLEMENS	48043	Macomb	69	0%	1%	0%	30%	0%	68%	0%	30%	14
Macomb County Juvenile Justice Center School	400 NORTH ROSE ST	MOUNT CLEMENS	48043	Macomb	31	6%	0%	3%	35%	0%	48%	6%	42%	16.1
Mount Clemens High School	155 CASS AVE	MOUNT CLEMENS	48043	Macomb	258	4%	0%	0%	64%	0%	22%	10%	69%	17
Compass Pointe	51518 INDUSTRIAL DR STE H	NEW BALTIMORE	48047	Macomb	88	2%	0%	0%	6%	0%	89%	3%	39%	12.9
Lake Huron Virtual & Hybrid High School	P.O. BOX 482000	NEW HAVEN	48048	Macomb	22	9%	0%	0%	9%	0%	77%	5%	9%	20.3
Merritt Academy	59900 HAVENRIDGE RD	NEW HAVEN	48048	Macomb	530	3%	0%	1%	11%	0%	79%	7%	40%	20.1
New Haven High School	P.O. BOX 482000	NEW HAVEN	48048	Macomb	365	6%	0%	1%	19%	0%	68%	6%	50%	19.1
Richmond Community High School	35320 DIVISION RD	RICHMOND	48062	Macomb	555	4%	0%	0%	1%	0%	91%	5%	19%	20
Romeo High School	11091 32 MILE RD	ROMEO	48065	Macomb	1684	6%	0%	1%	2%	0%	89%	1%	18%	20.9
Roseville High School	17855 COMMON RD	ROSEVILLE	48066	Macomb	1518	2%	1%	1%	34%	0%	58%	4%	59%	17.1
Lake Shore High School	22980 EAST 13 MILE RD	SAINT CLAIR SHORES	48082	Macomb	1317	2%	1%	8%	12%	0%	74%	2%	35%	19.7
Lakeview High School	21100 EAST 11 MILE RD	SAINT CLAIR SHORES	48081	Macomb	1431	2%	0%	1%	13%	0%	79%	5%	33%	19.8
North Lake High School	23340 ELMIRA ST	SAINT CLAIR SHORES	48082	Macomb	133	2%	0%	0%	20%	0%	72%	5%	49%	13.4
South Lake High School	21900 EAST 9 MILE RD	SAINT CLAIR SHORES	48080	Macomb	615	2%	0%	1%	55%	0%	37%	5%	64%	18.1
Eisenhower High School	6500 25 MILE RD	SHELBY TOWNSHIP	48316	Macomb	2016	1%	0%	2%	3%	0%	94%	0%	10%	22.4
Malow Junior High School	6400 25 MILE RD	SHELBY TOWNSHIP	48316	Macomb	1267	3%	0%	3%	2%	0%	91%	1%	14%	N/A
Shelby Junior High School	51700 VAN DYKE AVE	SHELBY TOWNSHIP	48316	Macomb	1262	2%	0%	3%	3%	0%	92%	1%	12%	N/A
Adlai Stevenson High School	39701 DODGE PARK RD	STERLING HEIGHTS	48313	Macomb	1935	2%	0%	4%	6%	0%	86%	1%	38%	21.3
Bozymowski Center	11870 ELDORADO DR	STERLING HEIGHTS	48312	Macomb	388	1%	1%	4%	15%	0%	78%	1%	32%	N/A
Davis Junior High School	11311 PLUMBROOK RD	STERLING HEIGHTS	48312	Macomb	814	4%	0%	3%	6%	0%	84%	2%	45%	N/A
Frank Jeannette Jr. High School	40400 GULLIVER DR	STERLING HEIGHTS	48310	Macomb	838	2%	0%	5%	8%	0%	83%	1%	59%	N/A
Henry Ford II High School	11911 CLINTON RIVER RD	STERLING HEIGHTS	48313	Macomb	2009	2%	0%	2%	6%	0%	88%	1%	25%	21.3

School	Address	City	Zip Code	County	Total Enrollment	Percent Hispanic	Percent American Indian	Percent Asian	Percent Black	Percent Native Hawaiian	Percent White	Percent Multiracial	Percent Free or Reduced Lunch	Mean ACT Score*
Heritage Junior High School	37400 DODGE PARK RD	STERLING HEIGHTS	48312	Macomb	520	1%	0%	8%	7%	0%	81%	3%	33%	N/A
Sterling Heights Senior H.S.	12901 15 MILE RD	STERLING HEIGHTS	48312	Macomb	1505	2%	0%	9%	10%	0%	77%	2%	62%	19.2
UCS Alternative Learning Center	7600 18 MILE RD	STERLING HEIGHTS	48314	Macomb	247	3%	0%	1%	13%	0%	81%	3%	50%	N/A
Warren Consolidated Community High School	2899 FOX HILL DR	STERLING HTS	48310	Macomb	173	1%	0%	4%	24%	0%	69%	2%	60%	13.5
Eppler Junior High School	45461 BROWNELL ST	UTICA	48317	Macomb	729	4%	0%	4%	3%	0%	87%	2%	39%	N/A
Utica High School	47255 SHELBY RD	UTICA	48317	Macomb	1312	3%	0%	3%	4%	1%	87%	2%	27%	20.7
Conner Creek Academy East - MI Collegiate High	31330 RYAN RD	WARREN	48092	Macomb	413	0%	0%	0%	97%	0%	1%	1%	83%	16.4
Cousino Senior High School	30333 HOOVER RD	WARREN	48093	Macomb	1489	1%	0%	5%	18%	0%	73%	3%	37%	19.4
Creative Learning Center - Warren	4545 EAST 8 MILE RD	WARREN	48091	Macomb	241	0%	0%	0%	98%	0%	1%	1%	61%	N/A
Fitzgerald Senior High School	23200 RYAN RD	WARREN	48091	Macomb	918	3%	0%	17%	46%	0%	30%	4%	87%	17.2
Fitzgerald Virtual Academy	23200 RYAN RD	WARREN	48091	Macomb	109	4%	2%	8%	39%	0%	44%	3%	77%	14.7
Keith Bovenschen School	12345 FRAZHO RD	WARREN	48089	Macomb	255	0%	1%	4%	30%	0%	63%	2%	63%	N/A
Lincoln High School	22900 FEDERAL AVE	WARREN	48089	Macomb	702	2%	0%	4%	61%	0%	24%	9%	59%	15.9
Success Academy	23500 MAC ARTHUR BLVD	WARREN	48089	Macomb	24	0%	0%	0%	38%	0%	50%	13%	63%	14.8
Warren Mott High School	3131 EAST 12 MILE RD	WARREN	48092	Macomb	1790	1%	0%	15%	15%	0%	67%	2%	60%	18.5
Warren Woods Adult Education	12900 FRAZHO RD	WARREN	48089	Macomb	16	13%	6%	0%	31%	0%	50%	0%	44%	N/A
Warren Woods Enterprise H.S.	28600 SUBURBAN DR	WARREN	48088	Macomb	116	1%	1%	1%	29%	0%	65%	3%	66%	14.4
Warren Woods Tower High School	27900 BUNERT RD	WARREN	48088	Macomb	1081	2%	0%	7%	18%	0%	69%	5%	54%	19
Airport Middle College	11330 GRAFTON RD	CARLETON	48117	Monroe	7	0%	0%	0%	0%	0%	100%	0%	29%	N/A
Airport Senior High School	11330 GRAFTON RD	CARLETON	48117	Monroe	766	4%	1%	0%	4%	0%	90%	0%	21%	19.8
Airport Virtual Academy	11270 GRAFTON RD	CARLETON	48117	Monroe	85	2%	0%	0%	9%	0%	87%	1%	44%	16.1
Dundee Community High School	130 VIKING DR	DUNDEE	48131	Monroe	492	2%	0%	0%	1%	0%	97%	0%	78%	19.3
Riverside Academy	445 TOLEDO ST	DUNDEE	48131	Monroe	46	2%	0%	0%	0%	0%	98%	0%	67%	15.1
Mason Senior High School	2400 MASON EAGLE DR	ERIE	48133	Monroe	366	9%	2%	0%	2%	0%	85%	1%	7%	18
Ida High School	3145 PRAIRIE ST	IDA	48140	Monroe	528	1%	0%	0%	1%	0%	98%	0%	43%	21.5
Milan High School	200 BIG RED DR	MILAN	48160	Monroe	745	3%	1%	0%	8%	0%	85%	2%	23%	21.5
Jefferson High School	5707 WILLIAMS RD	MONROE	48162	Monroe	651	3%	0%	1%	1%	0%	94%	0%	25%	18.1
Monroe County Education Center	1091 SOUTH RAISINVILLE RD	MONROE	48161	Monroe	117	2%	2%	1%	3%	0%	91%	1%	30%	N/A
Monroe County Middle College	1101 SOUTH RAISINVILLE RD	MONROE	48161	Monroe	271	3%	0%	1%	2%	0%	94%	0%	15%	22.6
Monroe County Youth Center	1101 SOUTH RAISINVILLE RD	MONROE	48161	Monroe	15	0%	0%	0%	47%	0%	53%	0%	47%	14
Monroe High School	901 HERR RD	MONROE	48161	Monroe	1777	5%	0%	1%	10%	0%	83%	2%	77%	17.8
Orchard Center High School	1750 OAK ST	MONROE	48161	Monroe	191	4%	0%	1%	18%	0%	76%	2%	74%	15.1
Henry Niedermeier Center for Education	8400 S NEWPORT ROAD	NEWPORT	48166	Monroe	67	3%	0%	0%	4%	0%	91%	1%	54%	12.9
Whiteford High School	6655 CONSEAR RD	OTTAWA LAKE	49267	Monroe	241	4%	1%	1%	3%	0%	91%	0%	18%	21
Summerfield Junior/Senior High School	17555 IDA WEST RD	PETERSBURG	49270	Monroe	329	2%	0%	0%	1%	0%	96%	1%	22%	20.7
Bedford Senior High School	8285 JACKMAN RD	TEMPERANCE	48182	Monroe	1607	5%	0%	1%	0%	0%	92%	1%	38%	20.7
Avondale High School	2800 WAUKEGAN ST	AUBURN HILLS	48326	Oakland	998	6%	0%	8%	19%	0%	63%	2%	27%	20.9
Berkley High School	2325 CATALPA DR	BERKLEY	48072	Oakland	1312	2%	0%	2%	19%	0%	76%	1%	13%	22.5
Nexus Academy of Royal Oak	31333 SOUTHWFIELD RD	BEVERLY HILLS	48025	Oakland	127	3%	2%	0%	59%	0%	34%	2%	62%	18.3
Wylie E. Groves High School	20500 WEST 13 MILE RD	BEVERLY HILLS	48025	Oakland	1174	2%	0%	2%	24%	0%	70%	2%	11%	23.8
Ernest W. Seaholm High School	2436 WEST LINCOLN ST	BIRMINGHAM	48009	Oakland	1339	2%	0%	2%	5%	0%	89%	1%	4%	24.3
International Academy	1020 EAST SQUARE LAKE RD	BLOOMFIELD HILLS	48304	Oakland	1620	2%	0%	39%	4%	0%	52%	3%	0%	28.8
Wing Lake Developmental Center	6490 WING LAKE RD	BLOOMFIELD HILLS	48301	Oakland	122	2%	0%	9%	23%	0%	64%	2%	54%	N/A
Bloomfield Hills High School	4200 ANDOVER RD	BLOOMFIELD TOWNSHIP	48302	Oakland	1681	3%	0%	9%	12%	0%	71%	4%	10%	23.7
Clarkston Community Education	6558 WALDON RD	CLARKSTON	48346	Oakland	209	9%	0%	1%	5%	0%	80%	4%	58%	15.2
Clarkston High School	6093 FLEMINGS LAKE RD	CLARKSTON	48346	Oakland	1877	5%	0%	2%	3%	0%	88%	2%	15%	21.6
Clarkston Junior High School	6595 WALDON RD	CLARKSTON	48346	Oakland	1260	6%	0%	2%	3%	0%	86%	2%	17%	N/A
Student Support Services	6389 CLARKSTON RD	CLARKSTON	48346	Oakland	15	7%	0%	7%	0%	0%	87%	0%	0%	N/A
Clawson High School	101 JOHN M AVE	CLAWSON	48017	Oakland	595	6%	1%	3%	17%	0%	69%	5%	36%	19.2
Walled Lake Central High School	1600 EAST OAKLEY PARK RD	COMMERCE TOWNSHIP	48390	Oakland	1749	2%	0%	5%	11%	0%	79%	1%	16%	21.4
Walled Lake Western High School	600 BECK RD	COMMERCE TOWNSHIP	48390	Oakland	1332	6%	0%	8%	17%	0%	67%	2%	25%	20.8
Walled Lake Northern High School	6000 BOGIE LAKE RD	COMMERCE TWP	48382	Oakland	1597	3%	0%	2%	3%	0%	91%	1%	10%	22.2
Farmington High School	32000 SHIAWASSEE RD	FARMINGTON	48336	Oakland	1168	2%	0%	9%	26%	0%	59%	4%	19%	21.5
Visions Unlimited	33000 FREEDOM RD	FARMINGTON	48336	Oakland	81	2%	0%	4%	30%	0%	60%	4%	57%	N/A
Farmington Central High School	30415 SHIAWASSEE RD	FARMINGTON HILLS	48336	Oakland	111	2%	0%	1%	42%	0%	51%	4%	41%	15.5
Harrison High School	29995 WEST 12 MILE RD	FARMINGTON HILLS	48334	Oakland	1083	3%	0%	8%	35%	0%	49%	4%	30%	20.6
North Farmington High School	32900 WEST 13 MILE RD	FARMINGTON HILLS	48334	Oakland	1259	2%	0%	9%	24%	0%	61%	5%	17%	21.9
Oakland Early College	27055 ORCHARD LAKE RD	FARMINGTON HILLS	48334	Oakland	164	1%	0%	1%	40%	0%	56%	2%	13%	21.3
Edison MAX Day Treatment	1700 SHEVLIN ST	FERNDAL	48220	Oakland	50	0%	0%	0%	36%	0%	62%	2%	38%	13.6

School	Address	City	Zip Code	County	Total Enrollment	Percent Hispanic	Percent American Indian	Percent Asian	Percent Black	Percent Native Hawaiian	Percent White	Percent Multiracial	Percent Free or Reduced Lunch	Mean ACT Score*
Ferndale High School	881 PINECREST DR	FERNDALE	48220	Oakland	690	4%	0%	2%	56%	0%	31%	7%	57%	18.9
Jardon Vocational School	2200 WOODWARD HTS	FERNDALE	48220	Oakland	111	0%	1%	2%	41%	0%	57%	0%	59%	N/A
Tri County Educational Center	21131 GARDEN LN	FERNDALE	48220	Oakland	365	1%	0%	0%	87%	0%	8%	3%	61%	13.9
University High School	1244 PAXTON ST	FERNDALE	48220	Oakland	459	1%	0%	1%	96%	0%	0%	2%	78%	16
Webb Elementary School	2100 WOODWARD HTS	FERNDALE	48220	Oakland	339	1%	1%	1%	30%	0%	63%	3%	72%	N/A
Hazel Park ACCESS Alternative School	420 W NINE	HAZEL PARK	48030	Oakland	89	0%	0%	1%	92%	0%	6%	1%	63%	N/A
Hazel Park Advantage Alternative School	420 WEST 9 MILE RD	HAZEL PARK	48030	Oakland	50	0%	0%	0%	52%	0%	46%	2%	94%	N/A
Hazel Park Alternative High School	1620 EAST ELZA AVE	HAZEL PARK	48030	Oakland	185	0%	2%	1%	44%	0%	49%	4%	68%	15.5
Hazel Park High School	23400 HUGHES AVE	HAZEL PARK	48030	Oakland	868	2%	0%	1%	36%	0%	59%	1%	62%	18.9
Hazel Park Ser Metro Learning Academy	420 WEST 9 MILE RD	HAZEL PARK	48030	Oakland	47	23%	0%	0%	53%	0%	23%	0%	62%	13.9
Hazel Park Training Facility II	420 WEST 9 MILE RD	HAZEL PARK	48030	Oakland	6	0%	17%	0%	17%	0%	67%	0%	17%	N/A
Invest Roosevelt Alternative High School	420 WEST 9 MILE RD	HAZEL PARK	48030	Oakland	168	0%	0%	0%	3%	0%	97%	0%	67%	12.9
Michigan Cyber Academy	420 WEST 9 MILE RD	HAZEL PARK	48030	Oakland	95	4%	0%	0%	56%	1%	37%	2%	55%	N/A
Harbor High School	5061 NORTH DUCK LAKE RD	HIGHLAND	48356	Oakland	125	2%	2%	0%	1%	0%	94%	1%	55%	15
Huron Valley Adult Education	5061 NORTH DUCK LAKE RD	HIGHLAND	48356	Oakland	29	3%	0%	0%	7%	0%	90%	0%	14%	N/A
Milford High School	2380 SOUTH MILFORD RD	HIGHLAND	48357	Oakland	1349	3%	1%	1%	1%	0%	94%	1%	20%	21.7
Holly High School	6161 EAST HOLLY RD	HOLLY	48442	Oakland	1185	5%	0%	0%	3%	0%	89%	3%	32%	20.8
Karl Richter Campus	920 BAIRD ST	HOLLY	48442	Oakland	27	0%	0%	0%	4%	0%	93%	4%	56%	N/A
Community Ed. Resource Center	455 EAST SCRIPPS RD	LAKE ORION	48360	Oakland	117	5%	0%	0%	6%	1%	83%	5%	50%	15.1
Lake Orion Community High School	495 EAST SCRIPPS RD	LAKE ORION	48360	Oakland	2311	5%	2%	2%	4%	0%	86%	2%	15%	22.5
Southfield-Lathrup High School	19301 WEST 12 MILE RD	LATHRUP VILLAGE	48076	Oakland	880	1%	0%	1%	95%	0%	2%	0%	52%	16.1
Creative Learning Center - Madison Heights	31499 JOHN R	MADISON HEIGHTS	48071	Oakland	25	0%	0%	0%	60%	0%	40%	0%	60%	N/A
Keys Grace Academy	27321 HAMPDEN STREET	MADISON HEIGHTS	48071	Oakland	253	1%	0%	0%	0%	1%	98%	0%	93%	N/A
Lamphere Center	29685 TAWAS ST	MADISON HEIGHTS	48071	Oakland	61	0%	0%	8%	25%	0%	61%	7%	77%	N/A
Lamphere High School	610 WEST 13 MILE RD	MADISON HEIGHTS	48071	Oakland	797	2%	0%	6%	9%	0%	81%	2%	37%	18.3
Madison High School	915 EAST 11 MILE RD	MADISON HEIGHTS	48071	Oakland	380	1%	0%	2%	56%	0%	40%	1%	79%	17.2
Madison Preparatory High School	25601 COUZENS AVE	MADISON HEIGHTS	48071	Oakland	131	0%	0%	0%	64%	0%	34%	2%	83%	15
Madison Virtual Academy	26524 JOHN R ROAD	MADISON HEIGHTS	48071	Oakland	256	1%	0%	0%	5%	0%	93%	1%	5%	N/A
Cooke School	21200 TAFT RD	NORTHVILLE	48167	Oakland	210	4%	0%	2%	25%	0%	67%	2%	56%	N/A
Career Preparation	49000 ELEVEN MILE ROAD	NOVI	48374	Oakland	38	0%	0%	3%	16%	0%	76%	5%	18%	15
Novi High School	24062 TAFT RD	NOVI	48375	Oakland	2060	3%	0%	31%	10%	0%	55%	1%	7%	23.6
Oakland FlexTech Academy	24245 KARIM BLVD	NOVI	48375	Oakland	104	1%	0%	0%	15%	0%	83%	1%	34%	18.8
Crescent Academy - High School	13400 OAK PARK BOULEVARD	OAK PARK	48237	Oakland	146	0%	0%	0%	99%	0%	0%	1%	58%	15.8
Great Oaks Day Treatment Program	13900 GRANZON ST	OAK PARK	48237	Oakland	5	0%	0%	0%	100%	0%	0%	0%	60%	N/A
NOVA Discipline Academy	22180 PARKLAWN	OAK PARK	48237	Oakland	161	1%	0%	0%	98%	0%	1%	0%	87%	14
Oak Park Alternative Education Center	12901 ALBANY	OAK PARK	48237	Oakland	635	0%	0%	0%	99%	0%	0%	0%	78%	13.7
Oak Park High School	13701 OAK PARK BLVD	OAK PARK	48237	Oakland	1489	0%	0%	0%	97%	0%	2%	0%	78%	15.5
Oak Park Virtual Academy	12901 ALBANY ST	OAK PARK	48237	Oakland	106	3%	1%	2%	66%	0%	26%	2%	45%	16.3
Brandon High School	1025 SOUTH ORTONVILLE RD	ORTONVILLE	48462	Oakland	1058	9%	1%	2%	8%	0%	78%	2%	32%	19.5
Oxford Bridges High School	1420 E LAKEVILLE RD	OXFORD	48371	Oakland	64	16%	0%	0%	16%	0%	64%	5%	66%	15.3
Oxford Crossroads Alternative Secondary School	810 JAMES HUNT DR	OXFORD	48371	Oakland	45	13%	0%	0%	36%	0%	42%	9%	51%	14.3
Oxford High School	745 NORTH OXFORD RD	OXFORD	48371	Oakland	1581	8%	0%	6%	5%	0%	78%	2%	20%	20.5
Oxford Schools Early College	10 N WASHINGTON ST	OXFORD	48371	Oakland	131	3%	0%	2%	2%	0%	93%	1%	5%	24.8
Oxford Virtual Academy	10 N WASHINGTON ST	OXFORD	48371	Oakland	262	3%	0%	3%	4%	0%	84%	5%	17%	19.4
Arts and Technology Academy of Pontiac	888 ENTERPRISE DR	PONTIAC	48341	Oakland	687	24%	0%	0%	73%	0%	3%	1%	72%	13.8
Children's Village School	1200 NORTH TELEGRAPH RD	PONTIAC	48341	Oakland	137	4%	0%	0%	56%	0%	39%	0%	45%	14.6
Kennedy Center	1700 BALDWIN AVE	PONTIAC	48340	Oakland	113	16%	0%	0%	65%	0%	19%	0%	58%	N/A
Life Skills Center of Pontiac	142 AUBURN AVE	PONTIAC	48342	Oakland	140	21%	0%	0%	66%	0%	13%	1%	85%	13.2
Pontiac Academy for Excellence - High School	196 CESAR E CHAVEZ AVE	PONTIAC	48342	Oakland	289	33%	0%	0%	62%	0%	4%	1%	63%	14.9
Pontiac High School	1051 ARLENE AVE	PONTIAC	48340	Oakland	844	27%	0%	5%	62%	0%	5%	1%	73%	14.3
Pontiac Middle School	1275 NORTH PERRY ST	PONTIAC	48340	Oakland	899	33%	0%	4%	54%	0%	8%	0%	74%	N/A
Alternative Center for Education	1440 JOHN R RD	ROCHESTER HILLS	48307	Oakland	80	1%	0%	5%	11%	0%	81%	1%	38%	16.8
Avondale Academy	1435 W. AUBURN ROAD	ROCHESTER HILLS	48309	Oakland	128	8%	0%	2%	61%	0%	25%	5%	76%	16.7
Meadows School	1435 W AUBURN ROAD	ROCHESTER HILLS	48309	Oakland	11	9%	0%	0%	27%	0%	64%	0%	36%	N/A
Reuther Middle School	1430 EAST AUBURN RD	ROCHESTER HILLS	48307	Oakland	673	4%	0%	23%	8%	0%	60%	4%	21%	N/A
Rochester Adams High School	3200 WEST TIENKEN RD	ROCHESTER HILLS	48306	Oakland	1633	3%	0%	13%	4%	0%	76%	3%	3%	24.7
Rochester Adult Education	1435 W AUBURN RD	ROCHESTER HILLS	48309	Oakland	31	10%	0%	3%	3%	0%	84%	0%	16%	N/A
Rochester High School	180 SOUTH LIVERNOS RD	ROCHESTER HILLS	48307	Oakland	1607	6%	1%	13%	7%	0%	70%	3%	17%	21.8
Stoney Creek High School	575 EAST TIENKEN RD	ROCHESTER HILLS	48306	Oakland	1592	4%	0%	8%	3%	0%	83%	2%	9%	23.7

School	Address	City	Zip Code	County	Total Enrollment	Percent Hispanic	Percent American Indian	Percent Asian	Percent Black	Percent Native Hawaiian	Percent White	Percent Multiracial	Percent Free or Reduced Lunch	Mean ACT Score*
Churchill Community Ed. Center	707 GIRARD AVE	ROYAL OAK	48073	Oakland	90	3%	0%	0%	11%	0%	83%	2%	10%	14.6
Royal Oak High School	1500 LEXINGTON BLVD	ROYAL OAK	48073	Oakland	1221	3%	0%	2%	6%	0%	84%	5%	21%	22.2
South Lyon East High School	52000 10 MILE RD	SOUTH LYON	48178	Oakland	935	4%	0%	2%	6%	0%	86%	2%	15%	22.1
South Lyon High School	1000 NORTH LAFAYETTE ST	SOUTH LYON	48178	Oakland	1270	3%	0%	2%	2%	0%	92%	2%	10%	22.4
AGBU Alex-Marie Manoogian School	22001 NORTHWESTERN HWY	SOUTHFIELD	48075	Oakland	392	0%	0%	0%	4%	0%	96%	0%	30%	19.1
Bradford Academy	24218 GARNER ST	SOUTHFIELD	48033	Oakland	1525	1%	0%	0%	96%	0%	0%	3%	85%	15.4
Kennedy Learning Center	16229 MT. VERNON	SOUTHFIELD	48075	Oakland	11	9%	0%	0%	91%	0%	0%	0%	82%	N/A
Southfield High School	24675 LAHSER RD	SOUTHFIELD	48033	Oakland	1047	1%	0%	0%	97%	0%	1%	1%	58%	15.6
Southfield Regional Academic Campus	21705 EVERGREEN RD	SOUTHFIELD	48075	Oakland	290	1%	0%	0%	94%	0%	4%	0%	64%	13.8
University High School Academy	24815 LAHSER RD	SOUTHFIELD	48033	Oakland	444	0%	0%	1%	97%	0%	2%	0%	31%	20.8
Athens High School	4333 JOHN R RD	TROY	48085	Oakland	1566	3%	0%	16%	6%	0%	71%	3%	13%	23.5
Early Career Academy	1522 E BIG BEAVER RD	TROY	48083	Oakland	39	8%	3%	5%	38%	0%	18%	28%	54%	17.8
Niles Community High School	201 WEST SQUARE LAKE RD	TROY	48098	Oakland	102	3%	0%	4%	15%	0%	76%	2%	25%	17.4
Troy Continuing Education	201 WEST SQUARE LAKE RD	TROY	48098	Oakland	70	3%	1%	9%	6%	0%	81%	0%	14%	23
Troy GROW Program	1291 TORPEY DR	TROY	48083	Oakland	55	4%	0%	11%	11%	2%	73%	0%	35%	N/A
Troy High School	4777 NORTHFIELD PKWY	TROY	48098	Oakland	1980	3%	0%	34%	5%	0%	55%	3%	7%	25.4
Walled Lake Community Education Center	615 NORTH PONTIAC TRL	WALLED LAKE	48390	Oakland	59	2%	2%	10%	24%	0%	63%	0%	53%	N/A
Kingsley Montgomery School	4265 HALKIRK	WATERFORD	48329	Oakland	86	3%	0%	1%	10%	0%	84%	1%	57%	20
Waterford Durant High School	501 N CASS LAKE RD	WATERFORD	48328	Oakland	179	17%	1%	2%	11%	1%	67%	2%	65%	14.9
Waterford Kettering High School	2800 KETTERING DR	WATERFORD	48329	Oakland	1439	8%	0%	2%	7%	0%	82%	2%	38%	19.5
Waterford Mott High School	1151 SCOTT LAKE RD	WATERFORD	48328	Oakland	1535	16%	1%	2%	13%	0%	66%	2%	54%	18.7
West Bloomfield High School	4925 ORCHARD LAKE RD	WEST BLOOMFIELD	48323	Oakland	1691	2%	0%	9%	30%	0%	55%	3%	25%	21.6
Lakeland High School	1630 BOGIE LAKE RD	WHITE LAKE	48383	Oakland	1451	3%	1%	1%	2%	0%	91%	1%	20%	20.3
Oakland Opportunity Academy	1000 BECK ROAD	WIXOM	48393	Oakland	161	4%	1%	1%	20%	1%	70%	1%	42%	14.9
Capac High School	403 NORTH GLASSFORD ST	CAPAC	48014	St. Clair	348	10%	0%	1%	0%	0%	87%	1%	31%	19.8
Capac Virtual Education Program	403 NORTH GLASSFORD ST	CAPAC	48014	St. Clair	40	20%	0%	0%	3%	0%	70%	8%	30%	16
Algonac Alternative Education	9541 PHELPS	CLAY	48001	St. Clair	19	0%	5%	0%	0%	0%	89%	5%	63%	N/A
Algonac Junior/Senior High School	5200 TAFT RD	CLAY	48001	St. Clair	759	2%	0%	0%	0%	0%	95%	2%	38%	20.4
Landmark Academy	4800 LAPEER RD	KIMBALL	48074	St. Clair	757	5%	0%	1%	3%	0%	87%	4%	62%	18
Marine City High School	1085 WARD ST	MARINE CITY	48039	St. Clair	535	1%	0%	0%	0%	0%	98%	1%	24%	20.6
Riverview East High School	6373 KING RD	MARINE CITY	48039	St. Clair	125	1%	1%	0%	2%	1%	95%	0%	42%	15.5
Marysville High School	555 EAST HURON BLVD.	MARYSVILLE	48040	St. Clair	798	2%	0%	1%	1%	0%	95%	1%	20%	22.2
Virtual Learning Academy of St. Clair County	499 RANGE ROAD	MARYSVILLE	48040	St. Clair	148	7%	1%	0%	9%	0%	82%	1%	68%	17.1
Woodland Developmental Center	P.O. BOX 1500	MARYSVILLE	48040	St. Clair	160	5%	0%	0%	4%	0%	86%	4%	66%	N/A
Memphis Junior/Senior High School	34130 BORDMAN RD	MEMPHIS	48041	St. Clair	490	3%	0%	0%	1%	0%	95%	0%	28%	20.6
Blue Water Middle College Academy	323 ERIE STREET	PORT HURON	48061	St. Clair	381	1%	0%	1%	2%	0%	96%	0%	8%	21.3
Harrison Center	55 - 15TH STREET	PORT HURON	48060	St. Clair	192	6%	5%	0%	19%	0%	70%	1%	96%	15.7
Port Huron High School	2215 COURT ST	PORT HURON	48060	St. Clair	1393	6%	2%	1%	13%	0%	75%	3%	40%	17.9
Port Huron Northern High School	1799 KRAFFT RD	PORT HURON	48060	St. Clair	1265	3%	1%	2%	3%	0%	89%	2%	24%	20.2
St. Clair County Intervention Academy	1170 MICHIGAN RD	PORT HURON	48060	St. Clair	71	6%	0%	0%	18%	0%	76%	0%	100%	16.2
St. Clair High School	2200 CLINTON AVE	SAINT CLAIR	48079	St. Clair	805	0%	0%	2%	1%	0%	96%	1%	17%	21.7
Phoenix Alternative School	247 SCHOOL DR	YALE	48097	St. Clair	12	0%	0%	0%	0%	0%	92%	8%	75%	13.1
Yale Senior High School	247 SCHOOL DR	YALE	48097	St. Clair	656	4%	0%	0%	1%	0%	93%	2%	34%	19.4
Central Academy	2459 SOUTH INDUSTRIAL HWY	ANN ARBOR	48104	Washtenaw	600	2%	0%	5%	15%	0%	77%	2%	79%	18.7
Community High School	401 NORTH DIVISION ST	ANN ARBOR	48104	Washtenaw	534	6%	0%	6%	6%	0%	75%	8%	7%	26
High Point School	P.O. BOX 1406	ANN ARBOR	48106	Washtenaw	65	2%	0%	6%	20%	0%	65%	8%	40%	N/A
Huron High School	2727 FULLER RD	ANN ARBOR	48105	Washtenaw	1497	8%	0%	21%	17%	0%	46%	8%	19%	24
Local-Based SpecEd Programs	P.O. BOX 1406	ANN ARBOR	48106	Washtenaw	24	4%	0%	0%	33%	0%	58%	4%	42%	N/A
Pathways To Success Academic Campus	2800 STONE SCHOOL RD	ANN ARBOR	48104	Washtenaw	175	9%	1%	2%	47%	0%	28%	13%	53%	15.2
Pioneer High School	601 WEST STADIUM BLVD	ANN ARBOR	48103	Washtenaw	1747	5%	0%	15%	13%	0%	59%	7%	17%	24.9
Skyline High School	2552 NORTH MAPLE RD	ANN ARBOR	48103	Washtenaw	1467	5%	0%	10%	19%	0%	58%	9%	18%	23.6
Washtenaw Alliance for Virtual Education (Home)	2800 STONE SCHOOL RD STE 201	ANN ARBOR	48104	Washtenaw	2	0%	0%	0%	50%	0%	50%	0%	100%	N/A
Washtenaw County Youth Center	1819 SOUTH WAGNER RD	ANN ARBOR	48103	Washtenaw	26	8%	0%	0%	65%	0%	23%	4%	23%	15.7
Washtenaw Deaf and Hard of Hearing Program	1819 S WAGNER RD	ANN ARBOR	48106	Washtenaw	6	17%	0%	0%	33%	0%	50%	0%	0%	N/A
Washtenaw Technical Middle College	4800 EAST HURON RIVER DR	ANN ARBOR	48105	Washtenaw	591	1%	0%	5%	11%	1%	77%	5%	8%	23.7
WAY Academy - Flint, Washtenaw Campus	555 BRIARWOOD CIR	ANN ARBOR	48108	Washtenaw	44	9%	0%	2%	59%	0%	30%	0%	59%	19.5
Chelsea High School	740 NORTH FREER RD	CHELSEA	48118	Washtenaw	859	3%	0%	1%	0%	0%	90%	5%	8%	23.6
Dexter High School	2200 NORTH PARKER RD	DEXTER	48130	Washtenaw	1136	2%	0%	3%	0%	0%	93%	1%	6%	23.8
Manchester High School	20500 DUTCH DR	MANCHESTER	48158	Washtenaw	357	3%	0%	0%	1%	0%	95%	1%	18%	20.3

School	Address	City	Zip Code	County	Total Enrollment	Percent Hispanic	Percent American Indian	Percent Asian	Percent Black	Percent Native Hawaiian	Percent White	Percent Multiracial	Percent Free or Reduced Lunch	Mean ACT Score*
Milan Alternative Education	920 NORTH STREET	MILAN	48160	Washtenaw	32	0%	0%	0%	6%	0%	94%	0%	6%	N/A
Saline Alternative High School	7265 N ANN ARBOR ST	SALINE	48176	Washtenaw	38	0%	0%	3%	3%	0%	92%	3%	34%	20.3
Saline High School	1300 CAMPUS PKWY	SALINE	48176	Washtenaw	1810	2%	0%	4%	2%	0%	89%	2%	7%	24.7
Whitmore Lake High School	7430 WHITMORE LAKE RD	WHITMORE LAKE	48189	Washtenaw	394	1%	0%	0%	1%	0%	93%	5%	35%	19.2
ACTech High School	1885 PACKARD RD	YPSILANTI	48197	Washtenaw	486	7%	0%	1%	77%	0%	13%	2%	78%	15.1
Arbor Preparatory High School	6800 HITCHINGHAM ROAD	YPSILANTI	48197	Washtenaw	414	7%	0%	3%	43%	0%	40%	7%	30%	21.4
Early College Alliance	220 KING HALL	YPSILANTI	48197	Washtenaw	426	4%	0%	6%	17%	0%	63%	10%	11%	22.9
Forest School	1076 ECORSE RD	YPSILANTI	48198	Washtenaw	25	8%	0%	0%	52%	0%	28%	12%	0%	N/A
Lincoln Senior High School	7425 WILLIS RD	YPSILANTI	48197	Washtenaw	1157	4%	0%	2%	32%	0%	57%	4%	41%	17.7
STEMM Academy	1885 PACKARD RD	YPSILANTI	48197	Washtenaw	162	11%	0%	1%	55%	0%	31%	2%	70%	16.4
Washtenaw Alliance for Virtual Education	301 W MICHIGAN AVE	YPSILANTI	48197	Washtenaw	280	5%	1%	0%	27%	0%	58%	9%	44%	17
Washtenaw International High School	510 EMERICK STREET	YPSILANTI	48198	Washtenaw	395	3%	0%	34%	9%	0%	48%	5%	4%	26.5
WSC Academy - Ypsilanti Campus	855 JEFFERSON ST	YPSILANTI	48197	Washtenaw	92	3%	0%	0%	82%	0%	12%	3%	87%	13.6
Ypsilanti New Tech High School	2100 ELLSWORTH RD	YPSILANTI	48197	Washtenaw	255	9%	0%	1%	56%	0%	29%	5%	68%	17.6
Allen Park Community School	14700 MOORE AVE	ALLEN PARK	48101	Wayne	122	16%	0%	0%	2%	0%	82%	0%	63%	14.7
Allen Park High School	18401 CHAMPAIGN RD	ALLEN PARK	48101	Wayne	1115	10%	0%	1%	2%	0%	86%	1%	29%	20.4
Belleville High School	501 WEST COLUMBIA AVE	BELLEVILLE	48111	Wayne	1717	2%	1%	1%	47%	0%	46%	2%	41%	18.1
Maple Grove Alternative High School	24787 VAN HORN RD	BROWNSTOWN	48134	Wayne	88	8%	1%	0%	15%	0%	73%	3%	28%	16.3
Canton High School	8415 NORTH CANTON CENTER RD	CANTON	48187	Wayne	1991	4%	0%	11%	10%	0%	72%	3%	14%	22.4
Canton Preparatory High School	46610 CHERRY HILL RD	CANTON	48187	Wayne	349	6%	0%	14%	28%	0%	49%	3%	22%	N/A
Plymouth High School	8400 NORTH BECK RD	CANTON	48187	Wayne	2077	3%	0%	13%	9%	0%	70%	4%	13%	23.2
Salem High School	46181 JOY RD	CANTON	48187	Wayne	2059	4%	0%	13%	11%	0%	69%	4%	13%	22.6
Harper Woods Virtual Academy	18901 15 MILE RD	CLINTON TWP	48035	Wayne	116	3%	0%	0%	59%	0%	36%	2%	60%	16
Advanced Technology Academy	4801 OAKMAN BLVD	DEARBORN	48126	Wayne	1275	22%	0%	0%	75%	0%	3%	0%	88%	16.4
Creative Learning Center - Dearborn	4915 SCHAEFER RD	DEARBORN	48126	Wayne	252	1%	1%	1%	51%	0%	44%	3%	60%	13.3
Dearborn High School	19501 OUTER DR	DEARBORN	48124	Wayne	1977	3%	0%	1%	6%	0%	91%	0%	48%	19.8
Edsel Ford High School	20601 ROTUNDA DR	DEARBORN	48124	Wayne	1349	4%	0%	1%	9%	0%	86%	0%	54%	19.1
Fordson High School	13800 FORD RD	DEARBORN	48126	Wayne	2462	1%	0%	1%	1%	0%	98%	0%	74%	18.1
Henry Ford Academy	P.O. BOX 1148	DEARBORN	48121	Wayne	524	7%	0%	1%	68%	0%	24%	0%	60%	18.2
Henry Ford Early College	5101 EVERGREEN RD	DEARBORN	48128	Wayne	231	6%	0%	7%	8%	0%	78%	2%	48%	22
Henry Ford Early College-Advanced Manufacturing	5101 EVERGREEN	DEARBORN	48128	Wayne	47	0%	0%	0%	0%	0%	100%	0%	72%	N/A
Riverside Academy - West Campus	6409 SCHAEFER RD	DEARBORN	48126	Wayne	551	3%	0%	0%	6%	0%	91%	1%	95%	17.9
Westwood Alternative Education	23810 MICHIGAN AVE	DEARBORN	48124	Wayne	51	4%	2%	0%	59%	0%	33%	2%	71%	14.3
Annapolis High School	4650 CLIPPET ST	DEARBORN HEIGHTS	48125	Wayne	855	8%	0%	1%	28%	0%	60%	1%	63%	19.2
Clara B. Ford Academy (SDA)	20651 WEST WARREN ST	DEARBORN HEIGHTS	48127	Wayne	123	5%	0%	0%	67%	0%	28%	0%	100%	13.6
Crestwood High School	1501 NORTH BEECH DALY RD	DEARBORN HEIGHTS	48127	Wayne	1263	3%	0%	1%	8%	0%	88%	0%	68%	20
Dearborn Academic Center of Excellence	22586 ANN ARBOR TRL	DEARBORN HEIGHTS	48127	Wayne	53	0%	0%	2%	9%	0%	89%	0%	74%	N/A
Dearborn Heights Virtual Academy	20629 ANNAPOLIS	DEARBORN HEIGHTS	48125	Wayne	38	8%	0%	0%	39%	0%	53%	0%	53%	17
Dearborn Magnet High School	22586 ANN ARBOR TRL	DEARBORN HEIGHTS	48127	Wayne	29	0%	0%	3%	24%	0%	69%	3%	41%	14.5
Robichaud Senior High School	3601 JANET ST	DEARBORN HEIGHTS	48125	Wayne	419	1%	0%	1%	93%	0%	5%	0%	74%	15.1
Star International Academy	24425 HASS ST	DEARBORN HEIGHTS	48127	Wayne	1594	1%	0%	3%	6%	0%	91%	0%	92%	19.5
Vista Meadows Academy	20651 WEST WARREN ST	DEARBORN HEIGHTS	48127	Wayne	112	0%	0%	0%	95%	0%	5%	0%	100%	14.2
Westwood Alternative Education High School North	23914 FORD RD	DEARBORN HTS	48127	Wayne	77	4%	1%	1%	71%	0%	22%	0%	65%	13.7
Howe Trainable Center and Montessori	22586 ANN ARBOR TRAIL	DEARBORN, HTS	48127	Wayne	253	2%	0%	1%	4%	0%	93%	1%	46%	N/A
A. Phillip Randolph Technical High School	17101 HUBBELL ST	DETROIT	48235	Wayne	118	0%	0%	0%	100%	0%	0%	0%	68%	N/A
Academy of The Americas	5680 KONKEL ST	DETROIT	48210	Wayne	803	95%	0%	0%	3%	0%	1%	0%	38%	N/A
Allen Academy	8666 QUINCY ST	DETROIT	48204	Wayne	898	0%	0%	0%	100%	0%	0%	0%	91%	14
Benjamin Carson School for Science and Medicine	571 MACK AVENUE	DETROIT	48201	Wayne	403	0%	0%	4%	91%	0%	4%	0%	61%	17.1
Blanche Kelso Bruce Academy - Bowman Site	8333 TOWNSEND	DETROIT	48213	Wayne	11	0%	0%	0%	64%	0%	36%	0%	100%	N/A
Blanche Kelso Bruce Academy - Connor	5555 CONNER ST	DETROIT	48213	Wayne	93	0%	1%	0%	97%	0%	2%	0%	99%	13.3
Blanche Kelso Bruce Academy - DePaul	609 EAST GRAND BLVD	DETROIT	48207	Wayne	10	0%	0%	0%	100%	0%	0%	0%	100%	N/A
Blanche Kelso Bruce Academy - St. Antoine	1326 SAINT ANTOINE ST	DETROIT	48226	Wayne	96	2%	1%	0%	80%	0%	14%	3%	100%	N/A
Blanche Kelso Bruce Academy - West (Selden Site)	2750 SELDEN	DETROIT	48208	Wayne	25	4%	0%	0%	96%	0%	0%	0%	100%	N/A
Breithaupt Career and Technical Center	9300 HUBBELL ST	DETROIT	48228	Wayne	4	0%	0%	0%	100%	0%	0%	0%	75%	N/A
Capstone Academy Charter School (SDA) - South Campus	3500 JOHN R STREET	DETROIT	48201	Wayne	83	6%	0%	0%	60%	0%	34%	0%	100%	15
Cass Technical High School	2501 2ND AVE	DETROIT	48201	Wayne	2370	5%	0%	9%	84%	0%	2%	0%	53%	19.8
Central Collegiate Academy	2425 TUXEDO STREET	DETROIT	48206	Wayne	376	0%	0%	0%	100%	0%	0%	0%	83%	14.2
Cesar Chavez High School	4100 MARTIN ST	DETROIT	48210	Wayne	725	91%	0%	0%	5%	0%	4%	0%	94%	16.3
Cody Academy of Public Leadership	18445 CATHEDRAL ST	DETROIT	48228	Wayne	315	0%	0%	0%	99%	0%	1%	0%	77%	13.4

School	Address	City	Zip Code	County	Total Enrollment	Percent Hispanic	Percent American Indian	Percent Asian	Percent Black	Percent Native Hawaiian	Percent White	Percent Multiracial	Percent Free or Reduced Lunch	Mean ACT Score*
Communication and Media Arts HS	14771 MANSFIELD ST	DETROIT	48227	Wayne	602	0%	0%	1%	99%	0%	0%	0%	63%	18.4
Cornerstone Health and Technology School	17351 SOUTHFIELD ROAD	DETROIT	48235	Wayne	426	1%	0%	0%	94%	0%	0%	5%	84%	15.7
Covenant House Academy Detroit - Central Site	2959 MARTIN LUTHER KING JR BLVD	DETROIT	48208	Wayne	245	1%	0%	0%	98%	0%	1%	0%	87%	12.7
Covenant House Academy Detroit - East Site	7600 GOETHE ST	DETROIT	48214	Wayne	158	1%	0%	1%	96%	0%	1%	0%	91%	11.9
Covenant House Academy Detroit - Southwest Site	1450 25TH ST	DETROIT	48216	Wayne	180	33%	1%	1%	54%	0%	9%	2%	93%	9.8
Davis Aerospace High School	900 DICKERSON ST	DETROIT	48215	Wayne	155	2%	0%	0%	97%	0%	1%	0%	61%	15.2
Denby High School	12800 KELLY ROAD	DETROIT	48224	Wayne	604	0%	0%	0%	100%	0%	0%	0%	81%	13.2
Detroit Collegiate Preparatory High School	2200 W GRAND BLVD	DETROIT	48208	Wayne	566	1%	0%	0%	99%	0%	1%	0%	78%	13.9
Detroit Community Schools - High School	12675 BURT RD	DETROIT	48223	Wayne	370	0%	0%	1%	99%	0%	0%	0%	92%	14.9
Detroit Delta Preparatory Academy for Social Justice	3550 JOHN C LODGE FWY	DETROIT	48201	Wayne	333	0%	0%	0%	100%	0%	0%	0%	95%	N/A
Detroit Edison Public School Academy - High School	3402 ST. AUBIN	DETROIT	48207	Wayne	354	0%	0%	0%	99%	0%	0%	1%	69%	N/A
Detroit Institute of Technology at Cody	18445 CATHEDRAL ST	DETROIT	48228	Wayne	269	1%	0%	0%	97%	0%	1%	0%	66%	14.6
Detroit International Academy for Young Women	9026 WOODWARD AVE	DETROIT	48202	Wayne	393	2%	0%	6%	83%	6%	3%	0%	82%	15.3
Detroit Leadership Academy Middle/High	5845 AUBURN ST	DETROIT	48228	Wayne	270	1%	0%	0%	96%	0%	3%	0%	99%	N/A
Detroit Public Safety Academy	1250 ROSA PARKS BLVD	DETROIT	48216	Wayne	245	0%	0%	0%	100%	0%	0%	0%	80%	14.4
Detroit School of Arts	123 SELDEN ST	DETROIT	48201	Wayne	495	1%	0%	0%	99%	0%	0%	0%	52%	15.3
Diann Banks-Williamson Educational Center	5020 CADIEUX RD	DETROIT	48224	Wayne	73	1%	0%	1%	93%	0%	4%	0%	86%	N/A
Douglass Academy for Young Men	2001 WEST WARREN AVE	DETROIT	48208	Wayne	165	1%	0%	0%	99%	0%	1%	0%	64%	14.6
East English Village Preparatory Academy	5020 CADIEUX	DETROIT	48224	Wayne	1613	0%	0%	0%	99%	0%	0%	0%	73%	14
Experiencia Preparatory Academy	950 SELDEN ST	DETROIT	48201	Wayne	338	64%	0%	0%	31%	0%	2%	2%	100%	N/A
Ford High School	20000 EVERGREEN ROAD	DETROIT	48219	Wayne	435	0%	0%	1%	98%	0%	0%	0%	84%	13.1
Frontier International Academy	13322 CONANT ST	DETROIT	48212	Wayne	511	0%	0%	24%	5%	0%	70%	0%	100%	17.1
Golightly Career and Technical Center	900 DICKERSON ST	DETROIT	48215	Wayne	1	0%	0%	0%	100%	0%	0%	0%	0%	N/A
Henry Ford Academy: School for Creative Studies	485 W MILWAUKEE ST	DETROIT	48202	Wayne	798	0%	0%	0%	99%	0%	0%	0%	100%	16.4
Jalen Rose Leadership Academy	15000 TROJAN STREET	DETROIT	48235	Wayne	419	0%	0%	0%	100%	0%	0%	0%	87%	15.6
Jerry L White Center High School	14804 WEST MCNICHOLS RD	DETROIT	48235	Wayne	207	7%	0%	2%	86%	0%	5%	0%	85%	N/A
King High School	3200 EAST LAFAYETTE ST	DETROIT	48207	Wayne	1495	0%	0%	0%	99%	0%	0%	0%	67%	15.1
Medicine and Community Health Academy at Cody	18445 CATHEDRAL ST	DETROIT	48228	Wayne	407	1%	0%	0%	97%	0%	2%	0%	74%	14.1
Mumford High School	17525 WYOMING ST	DETROIT	48221	Wayne	742	0%	1%	0%	98%	0%	0%	0%	79%	13.8
Old Redford Academy - High	8001 WEST OUTER DR	DETROIT	48235	Wayne	728	0%	0%	0%	99%	0%	0%	0%	88%	15.4
Osborn Academy of Design and Alternative Energy	11600 EAST 7 MILE RD	DETROIT	48205	Wayne	327	1%	1%	1%	97%	0%	0%	0%	78%	13.7
Osborn Academy of Mathematics	11600 EAST 7 MILE RD	DETROIT	48205	Wayne	266	0%	0%	2%	98%	0%	0%	0%	80%	14.1
Osborn College Preparatory Academy	11600 EAST 7 MILE RD	DETROIT	48205	Wayne	200	0%	0%	2%	99%	0%	0%	0%	77%	13.7
Pathways Academy	11340 E JEFFERSON AVE	DETROIT	48214	Wayne	105	0%	0%	0%	100%	0%	0%	0%	76%	N/A
Pershing High School	18875 RYAN ROAD	DETROIT	48234	Wayne	329	0%	0%	2%	98%	0%	0%	0%	83%	13.7
Phoenix Elementary-Middle School	7735 LANE ST	DETROIT	48209	Wayne	196	60%	1%	0%	15%	0%	22%	3%	82%	N/A
Renaissance High School	6565 WEST OUTER DR	DETROIT	48235	Wayne	1154	1%	0%	0%	99%	0%	1%	0%	42%	20.9
Southeastern High School	3030 FAIRVIEW STREET	DETROIT	48214	Wayne	284	0%	0%	0%	100%	0%	0%	0%	81%	13.4
Turning Point Academy	12300 LINNHURST ST	DETROIT	48205	Wayne	70	1%	0%	0%	96%	0%	3%	0%	80%	8.3
Universal Academy	4833 OGDEN	DETROIT	48210	Wayne	732	3%	0%	0%	2%	0%	94%	0%	100%	15.5
University Preparatory Academy	600 ANTOINETTE ST	DETROIT	48202	Wayne	596	0%	0%	0%	98%	0%	0%	2%	68%	16.3
University PSAD High School	2664 FRANKLIN STREET	DETROIT	48207	Wayne	469	0%	0%	0%	95%	0%	0%	4%	65%	16.8
University Yes Academy	14717 CURTIS STREET	DETROIT	48235	Wayne	911	0%	0%	0%	100%	0%	0%	0%	74%	N/A
Voyageur Consortium High School	4366 MILITARY ST	DETROIT	48210	Wayne	428	11%	0%	0%	86%	0%	3%	0%	91%	15.2
W-A-Y Academy - Chicago Site	19321 W CHICAGO ST	DETROIT	48228	Wayne	149	2%	0%	0%	97%	0%	1%	0%	100%	13.4
W-A-Y Academy - Vernor Site	8701 WEST VERNOR HIGHWAY	DETROIT	48209	Wayne	265	58%	1%	0%	15%	0%	26%	0%	100%	14.3
WAY Michigan	407 E FORT ST	DETROIT	48226	Wayne	77	5%	3%	1%	25%	0%	66%	0%	62%	16.9
West Side Academy for Leadership Development	4701 MCKINLEY	DETROIT	48208	Wayne	521	2%	0%	0%	97%	0%	1%	0%	88%	13.5
Western International High School	1500 SCOTTEN ST	DETROIT	48209	Wayne	1778	72%	1%	0%	21%	0%	6%	0%	54%	15.7
Downriver Virtual Academy	27225 W OUTER DR	ECORSE	48229	Wayne	55	2%	2%	2%	47%	0%	45%	2%	38%	15
Ecorse Community High School	27385 WEST OUTER DR	ECORSE	48229	Wayne	371	6%	1%	0%	82%	0%	11%	0%	84%	14.5
Flat Rock Airport Virtual Academy	25600 SENECA ST	FLAT ROCK	48134	Wayne	62	6%	2%	0%	0%	0%	92%	0%	47%	19.8
Flat Rock Community High School	25600 SENECA ST	FLAT ROCK	48134	Wayne	585	7%	0%	1%	6%	0%	84%	2%	36%	19.6
Summit Academy North High School	P.O. BOX 190	FLAT ROCK	48134	Wayne	692	5%	0%	2%	37%	0%	53%	2%	50%	20.3
Woodhaven High School	24787 VAN HORN RD	FLAT ROCK	48134	Wayne	1180	7%	1%	6%	16%	0%	69%	2%	30%	20.4
Cambridge High School	28901 CAMBRIDGE ST	GARDEN CITY	48135	Wayne	395	1%	0%	0%	45%	0%	52%	1%	66%	13.9
Garden City High School	6500 MIDDLEBELT RD	GARDEN CITY	48135	Wayne	1210	3%	0%	1%	8%	0%	88%	1%	46%	18.9
Grosse Ile High School	7800 GRAYS DR	GROSSE ILE	48138	Wayne	651	4%	0%	3%	2%	0%	91%	1%	7%	22.3
Grosse Pointe South High School	11 GROSSE POINTE BLVD	GROSSE POINTE FARMS	48236	Wayne	1646	2%	0%	2%	10%	0%	83%	2%	7%	24.2

School	Address	City	Zip Code	County	Total Enrollment	Percent Hispanic	Percent American Indian	Percent Asian	Percent Black	Percent Native Hawaiian	Percent White	Percent Multiracial	Percent Free or Reduced Lunch	Mean ACT Score*
Grosse Pointe North High School	707 VERNIER RD	GROSSE POINTE WOODS	48236	Wayne	1379	2%	0%	3%	27%	0%	65%	2%	18%	22.2
Hamtramck High School	11410 CHAREST ST	HAMTRAMCK	48212	Wayne	948	0%	0%	37%	21%	0%	40%	2%	90%	15.8
Horizon High School	3225 CANIFF ST	HAMTRAMCK	48212	Wayne	191	1%	0%	34%	34%	0%	30%	2%	72%	12.3
Oakland International Academy - High School	2619 FLORIAN ST	HAMTRAMCK	48212	Wayne	290	1%	1%	11%	13%	0%	73%	0%	71%	14.5
Chandler Park Academy - High School	20254 KELLY ROAD	HARPER WOODS	48225	Wayne	729	0%	0%	0%	100%	0%	0%	0%	87%	17.3
Diploma Success Community School	19872 KELLY ROAD	HARPER WOODS	48225	Wayne	208	0%	0%	0%	100%	0%	0%	0%	61%	13.1
Harper Academy	20225 BEACONSFIELD	HARPER WOODS	48225	Wayne	34	0%	0%	0%	97%	0%	3%	0%	59%	12.1
Harper Woods High School	20225 BEACONSFIELD ST	HARPER WOODS	48225	Wayne	537	0%	0%	0%	95%	0%	3%	2%	53%	15.5
ACE Academy (SDA)	1961 LINCOLN ST	HIGHLAND PARK	48203	Wayne	163	1%	0%	0%	79%	0%	20%	1%	100%	14.3
Creative Learning Center - Highland Park	14104 WOODWARD AVE	HIGHLAND PARK	48203	Wayne	229	0%	0%	1%	98%	0%	0%	1%	66%	14
Burger Development Center	28865 CARLYSLE ST	INKSTER	48141	Wayne	271	4%	1%	2%	19%	0%	73%	0%	50%	N/A
Westwood Cyber High School	25824 MICHIGAN AVE	INKSTER	48141	Wayne	318	5%	2%	0%	35%	0%	59%	0%	55%	16.1
Lincoln Park High School	1701 CHAMPAIGN RD	LINCOLN PARK	48146	Wayne	1353	35%	0%	0%	12%	0%	49%	3%	73%	18.2
Churchill High School	8900 NEWBURGH RD	LIVONIA	48150	Wayne	1589	4%	0%	4%	14%	0%	74%	4%	24%	21.1
Clarenceville High School	20155 MIDDLEBELT RD	LIVONIA	48152	Wayne	573	6%	1%	3%	28%	0%	61%	2%	48%	17.8
Franklin High School	31000 JOY RD	LIVONIA	48150	Wayne	1529	6%	0%	2%	9%	0%	79%	4%	32%	19.4
Livonia Career Technical Center	8985 NEWBURGH RD	LIVONIA	48150	Wayne	3	0%	0%	0%	0%	0%	100%	0%	0%	N/A
Stevenson High School	33500 6 MILE RD	LIVONIA	48152	Wayne	1844	4%	0%	3%	4%	0%	86%	3%	12%	21.7
Academy for Business and Technology High School	19625 WOOD ST	MELVINDALE	48122	Wayne	352	9%	0%	0%	88%	0%	3%	0%	79%	14.6
Melvindale High School	18656 PROSPECT ST	MELVINDALE	48122	Wayne	889	31%	1%	1%	14%	0%	53%	1%	72%	18.7
Huron High School	32044 HURON RIVER DR	NEW BOSTON	48164	Wayne	918	3%	1%	1%	3%	0%	91%	2%	21%	20.6
Northville High School	45700 6 MILE RD	NORTHVILLE	48168	Wayne	2322	3%	0%	18%	3%	0%	75%	1%	4%	24.6
New School High	46250 ANN ARBOR ROAD	PLYMOUTH	48170	Wayne	33	0%	0%	0%	3%	0%	97%	0%	6%	N/A
Starkweather Academy @ Fiegel	39750 JOY RD	PLYMOUTH	48170	Wayne	205	3%	0%	2%	28%	0%	64%	2%	47%	16.4
Lee M. Thurston High School	26255 SCHOOLCRAFT	REDFORD	48239	Wayne	1011	4%	0%	1%	73%	0%	20%	2%	60%	17.5
Redford Union High School	17711 KINLOCH	REDFORD	48240	Wayne	827	3%	0%	0%	65%	0%	27%	4%	68%	15.9
Regents Academy	17715 BRADY STREET	REDFORD	48240	Wayne	134	1%	0%	0%	42%	0%	57%	0%	73%	N/A
SOAR Academic Institute	26141 SCHOOLCRAFT	REDFORD	48239	Wayne	66	3%	0%	0%	64%	0%	26%	8%	50%	15.7
SouthEast Michigan Cyber Academy	19990 BEECH DALY RD	REDFORD	48240	Wayne	312	1%	0%	0%	80%	0%	19%	1%	73%	14.6
Stuckey Center	26000 FARGO	REDFORD	48240	Wayne	129	1%	2%	0%	37%	0%	60%	0%	67%	15.9
Veritas	17715 BRADY	REDFORD	48240	Wayne	73	1%	0%	0%	81%	0%	12%	5%	82%	13.6
River Rouge High School	1460 W. COOLIDGE HWY.	RIVER ROUGE	48218	Wayne	709	11%	0%	0%	80%	0%	5%	4%	84%	14.9
Riverview Community High School	12431 LONGSDORF ST	RIVERVIEW	48193	Wayne	921	8%	0%	1%	6%	0%	83%	1%	22%	21.2
Downriver High School	33211 MCCANN RD	ROCKWOOD	48173	Wayne	71	6%	1%	0%	11%	0%	79%	3%	69%	13.7
Oscar A. Carlson High School	30550 WEST JEFFERSON AVE	ROCKWOOD	48173	Wayne	1153	5%	1%	2%	6%	0%	83%	3%	21%	20.5
Romulus Adult Education Alternative	9650 WAYNE RD	ROMULUS	48174	Wayne	23	4%	0%	0%	52%	0%	43%	0%	48%	N/A
Romulus Airport Virtual Academy	9650 S. WAYNE ROAD	ROMULUS	48174	Wayne	46	2%	4%	0%	61%	0%	33%	0%	50%	N/A
Romulus Senior High School	9650 WAYNE RD	ROMULUS	48174	Wayne	966	4%	0%	0%	77%	0%	17%	1%	71%	16.2
Asher School	14101 LEROY ST	SOUTHGATE	48195	Wayne	350	12%	1%	1%	12%	0%	74%	0%	52%	15.2
Beacon Day Treatment Center	12601 MCCANN ST	SOUTHGATE	48195	Wayne	175	5%	1%	0%	23%	0%	71%	0%	75%	12.4
Southgate Anderson High School	15475 LEROY ST	SOUTHGATE	48195	Wayne	1361	10%	1%	1%	10%	0%	78%	1%	39%	20.1
Sp Ed - Transitions	14685 NORTHLINE RD	SOUTHGATE	48195	Wayne	9	0%	0%	0%	56%	0%	44%	0%	89%	N/A
John F. Kennedy High School	13505 J F KENNEDY DR	TAYLOR	48180	Wayne	1023	7%	1%	1%	23%	0%	65%	3%	60%	18.1
Taylor Career and Technical Center	9601 WESTLAKE ST	TAYLOR	48180	Wayne	3	33%	0%	0%	33%	0%	33%	0%	0%	N/A
Taylor Preparatory High School	9540 TELEGRAPH RD	TAYLOR	48180	Wayne	306	9%	0%	2%	49%	0%	37%	3%	64%	18.4
Taylor Virtual Learning Academy	9551 WESTLAKE ST	TAYLOR	48180	Wayne	232	6%	0%	0%	15%	0%	77%	2%	55%	15
Titan Alternative High School	9551 WESTLAKE ST	TAYLOR	48180	Wayne	43	7%	0%	0%	28%	0%	65%	0%	72%	13.3
Trillium Academy	15740 RACHO BLVD	TAYLOR	48180	Wayne	626	10%	0%	1%	34%	0%	52%	3%	63%	18
Truman High School	11211 BEECH DALY RD	TAYLOR	48180	Wayne	932	7%	1%	1%	38%	0%	50%	3%	68%	17.4
Trenton High School	2601 CHARLTON RD	TRENTON	48183	Wayne	974	6%	0%	1%	1%	0%	89%	2%	18%	21.2
Benjamin Franklin Middle School	33555 ANNAPOLIS ST	WAYNE	48184	Wayne	835	8%	0%	1%	33%	0%	55%	3%	71%	N/A
Wayne Memorial High School	3001 4TH ST	WAYNE	48184	Wayne	1752	5%	1%	1%	35%	0%	57%	1%	64%	18.6
John Glenn High School	36105 MARQUETTE ST	WESTLAND	48185	Wayne	1772	4%	0%	1%	41%	0%	52%	1%	50%	17.9
Tinkham Alternative Education	450 SOUTH VENOY RD	WESTLAND	48186	Wayne	83	7%	0%	0%	42%	0%	51%	0%	69%	15.1
Universal Learning Academy	28015 JOY RD	WESTLAND	48185	Wayne	672	2%	0%	2%	9%	0%	85%	3%	78%	N/A
Wayne-Westland Adult and Community Education	450 SOUTH VENOY RD	WESTLAND	48186	Wayne	99	4%	1%	2%	30%	0%	62%	1%	51%	13.8
Patrick Henry Middle School	24825 HALL RD	WOODHAVEN	48183	Wayne	820	7%	1%	6%	11%	0%	74%	2%	32%	N/A
Jo Brighton Skills Center	4460 18TH ST	WYANDOTTE	48192	Wayne	224	8%	0%	0%	19%	0%	70%	3%	63%	N/A
Madison School	4460 - 18TH STREET	WYANDOTTE	48192	Wayne	172	13%	0%	2%	17%	0%	67%	1%	63%	N/A

School	Address	City	Zip Code	County	Total Enrollment	Percent Hispanic	Percent American Indian	Percent Asian	Percent Black	Percent Native Hawaiian	Percent White	Percent Multiracial	Percent Free or Reduced Lunch	Mean ACT Score*
Roosevelt High School	540 EUREKA	WYANDOTTE	48192	Wayne	1342	7%	0%	1%	4%	0%	87%	1%	44%	19.1
The Lincoln Center	891 GODDARD	WYANDOTTE	48192	Wayne	206	5%	0%	1%	22%	0%	68%	3%	70%	N/A

*Mean ACT Score for the 2014-15 School Year

Source: Center for Educational Performance and Information (CEPI), 2016.
Prepared by Wayne State University Center for Urban Studies (2016)

Health Needs

Southeast Michigan AHEC Region

	Nativity Statistics		Mortality Statistics 3-year (2012-2014) average mortality rate (per 100,000 persons)				
	Low Weight Live Birth Rate (per 1,000 live births)	Inadequate Prenatal Care (% of live births)	Chronic Lower Respiratory Diseases		Unintentional Injury		Stroke
			Cancer	Heart Disease			
<i>Michigan</i>	83.8	27.3	208.7	54.3	243.2	41.7	44.9
Genesee	103.5	33.7	231.9	67.3	276.2	38.4	61.1
Lapeer	62.3	29.1	223.3	59.7	251.3	38.2	44.2
Livingston	72.8	17	175.5	43.9	195.1	45.7	35.8
Macomb	82.9	26.4	216.9	52.3	259.2	47.7	42.9
Monroe	62.8	26.3	234.7	60.3	239.1	55.7	48.1
Oakland	84.4	16.1	183.8	41.9	218.5	28.1	42.7
St. Clair	76.4	23.2	233.5	75.1	295.1	50.9	45.4
Washtenaw	83	22.7	144.8	29.4	138.3	34.8	32.4
Wayne	106.5	31.8	215.0	49.6	296.2	46.4	44.1

*An asterisk indicates the ratio does not meet standards of reliability or precision.

Source: Michigan Department of Health and Human Services, 2014.
Prepared by Wayne State University Center for Urban Studies (2016)

AHEC Needs Assessment

Mid-Central Michigan Region

Medically Underserved Summary Table	27
Medically Underserved Areas and Populations	28
Healthcare Professional Shortage Areas	29
Primary Care Physicians	32
All Clinically-Active Primary Care Providers	33
Licensed Nurses	35
Federally Qualified Health Centers	36
High Schools	39
Health Needs	43

Medically Underserved Population

Mid-Central Michigan AHEC Region

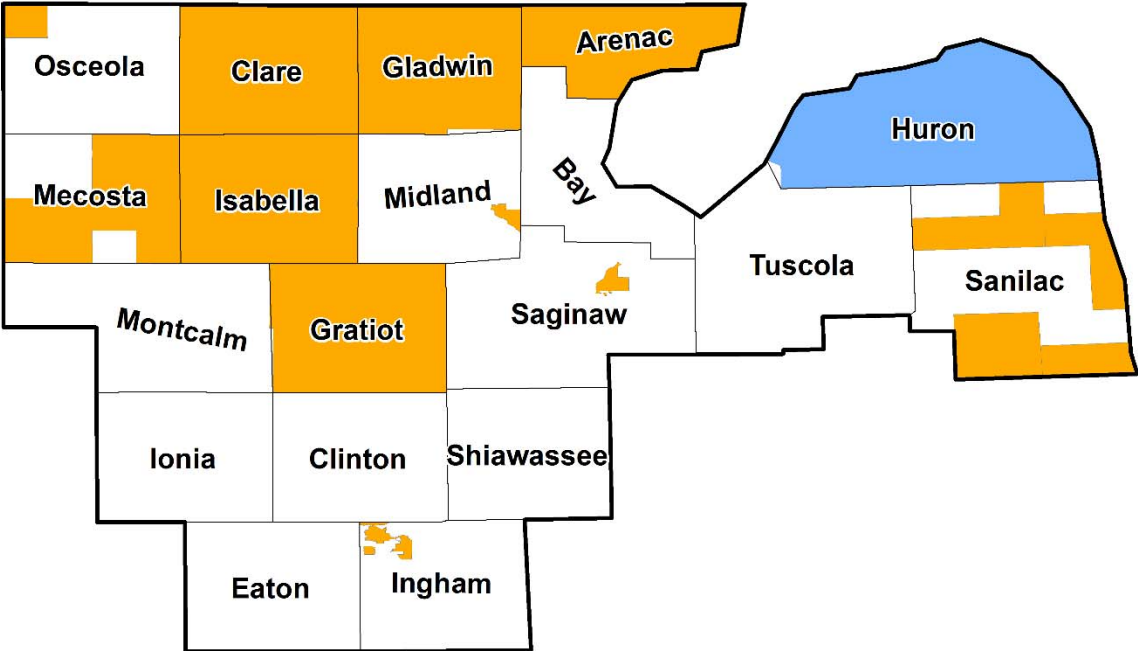
	Age Distribution	Racial/Ethnic Composition				Poverty		
	Persons 65 Years of Age and Older (%)	Black (%)	American Indian or Alaska Native (%)	Asian (%)	Hispanic (%)	Persons Living Below Poverty (%)	Children Living Below Poverty (%)	Persons Living Below 200% Poverty (%)
<i>Michigan</i>	14.53	15.30	1.40	3.20	4.60	16.90	23.70	34.54
Arenac	21.84	1.50	1.20	0.50	1.70	18.80	29.80	42.52
Bay	17.53	2.60	1.20	0.80	4.90	15.60	22.60	35.32
Clare	20.91	1.20	1.60	0.40	1.70	27.10	43.00	50.23
Clinton	14.00	2.70	1.00	1.90	4.20	11.60	12.20	24.72
Eaton	15.08	7.80	1.40	2.30	5.00	10.40	13.80	28.74
Gladwin	24.21	0.60	1.10	0.50	1.30	19.90	31.90	44.66
Gratiot	15.67	6.40	1.10	0.30	5.50	18.80	26.40	34.55
Huron	23.09	0.70	0.80	0.60	2.10	15.50	24.90	39.10
Ingham	11.03	14.30	1.90	6.60	7.50	22.30	25.60	37.14
Ionia	12.07	5.60	1.00	0.70	4.60	15.40	20.80	34.58
Isabella	10.26	3.80	5.40	2.20	3.50	31.80	26.00	45.64
Mecosta	16.00	3.90	1.70	1.10	2.00	23.40	30.10	43.20
Midland	15.46	1.80	1.00	2.60	2.30	13.20	16.70	29.80
Montcalm	15.16	3.10	1.40	0.70	3.20	18.90	27.60	40.41
Osceola	18.12	1.30	1.40	0.50	1.50	22.30	34.10	44.92
Saginaw	16.51	20.20	1.20	1.40	8.00	18.10	26.30	38.83
Sanilac	18.95	1.00	1.20	0.50	3.60	15.60	23.10	40.91
Shiawassee	15.60	1.00	1.00	0.60	2.60	15.50	22.90	36.16
Tuscola	17.45	1.50	1.10	0.50	3.00	15.30	24.10	37.00

Source: U.S. Census Bureau, 2010-2014 American Community Survey 5-Year Estimates.

Prepared by Wayne State University Center for Urban Studies (2016)

Medically Underserved Areas and Populations (MUA/P), 2016

Mid-Central Michigan AHEC Region

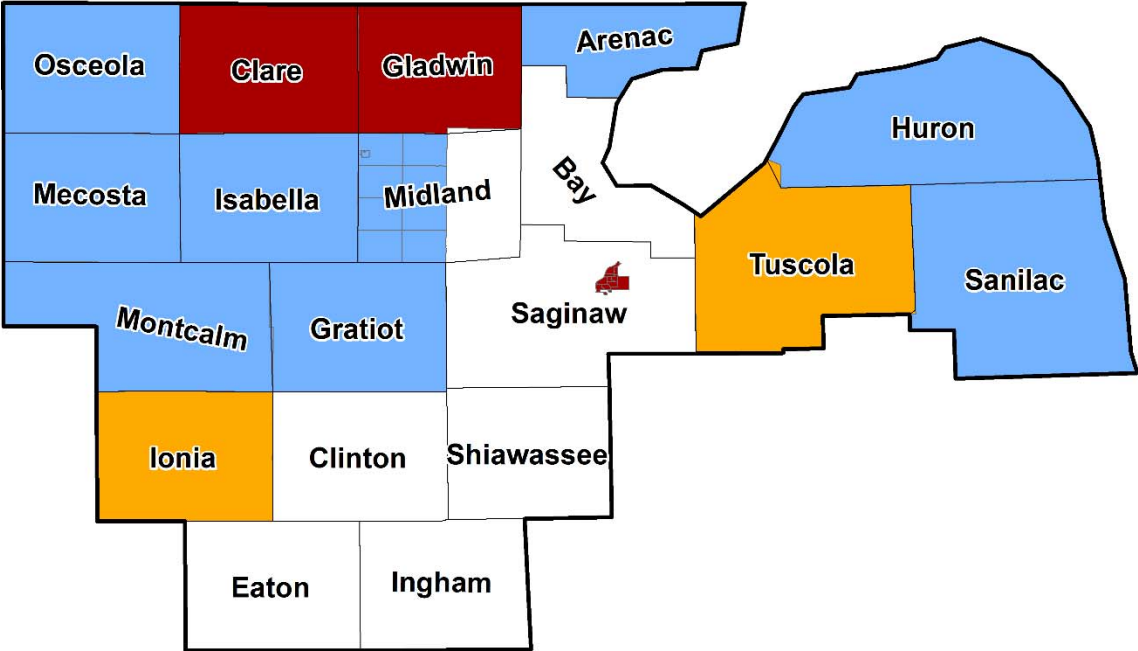


Designated Area Type

- Medically Underserved Area (MUA)
- Medically Underserved Population (MUP)

Source: HRSA Data Warehouse, 2016.
Prepared by Wayne State University Center for Urban Studies (2016)

Healthcare Professional Shortage Area (HPSA) – Primary Care, 2016
Mid-Central Michigan AHEC Region

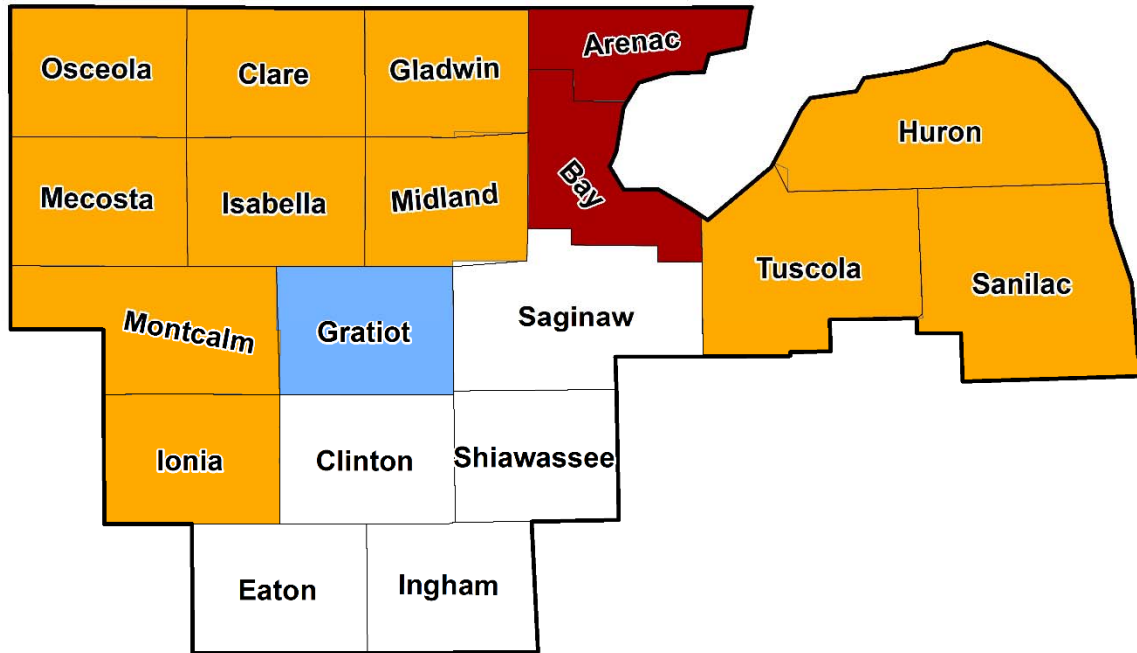


Designated Area Type
 Geographic Shortage Area
 High Needs Geographic Shortage Area
 Population Shortage Area

Source: HRSA Data Warehouse, 2016.
 Prepared by Wayne State University Center for Urban Studies (2016)

Healthcare Professional Shortage Area (HPSA) – Mental Health, 2016

Mid-Central Michigan AHEC Region



Designated Area Type

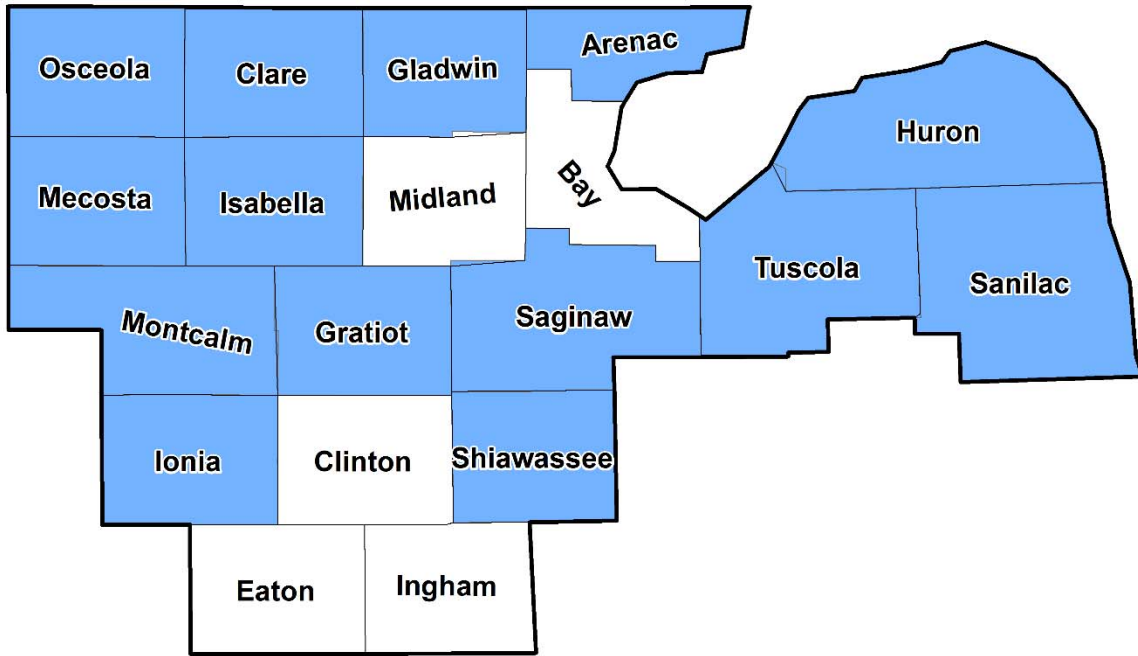
- Geographic Shortage Area
- High Needs Geographic Shortage Area
- Population Shortage Area

Source: HRSA Data Warehouse, 2016.

Prepared by Wayne State University Center for Urban Studies (2016)

Healthcare Professional Shortage Area (HPSA) – Dental Care, 2016

Mid-Central Michigan AHEC Region



Designated Area Type

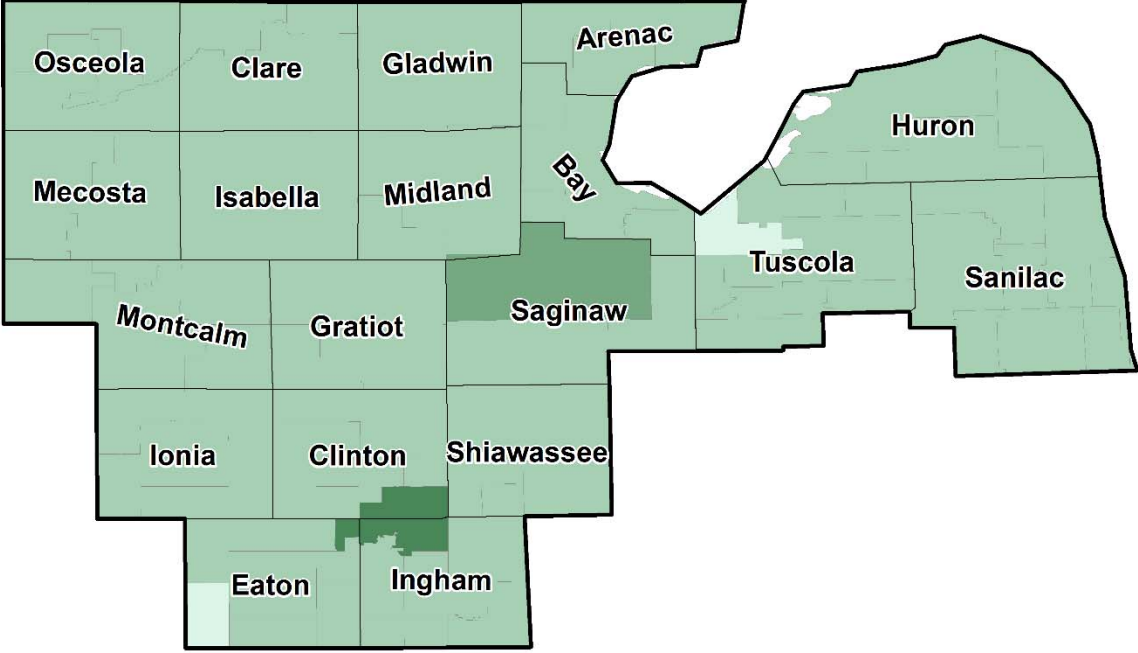
- Geographic Shortage Area
- High Needs Geographic Shortage Area
- Population Shortage Area

Source: HRSA Data Warehouse, 2016.

Prepared by Wayne State University Center for Urban Studies (2016)

Clinically Active Primary Care Physicians, 2010

Mid-Central Michigan AHEC Region



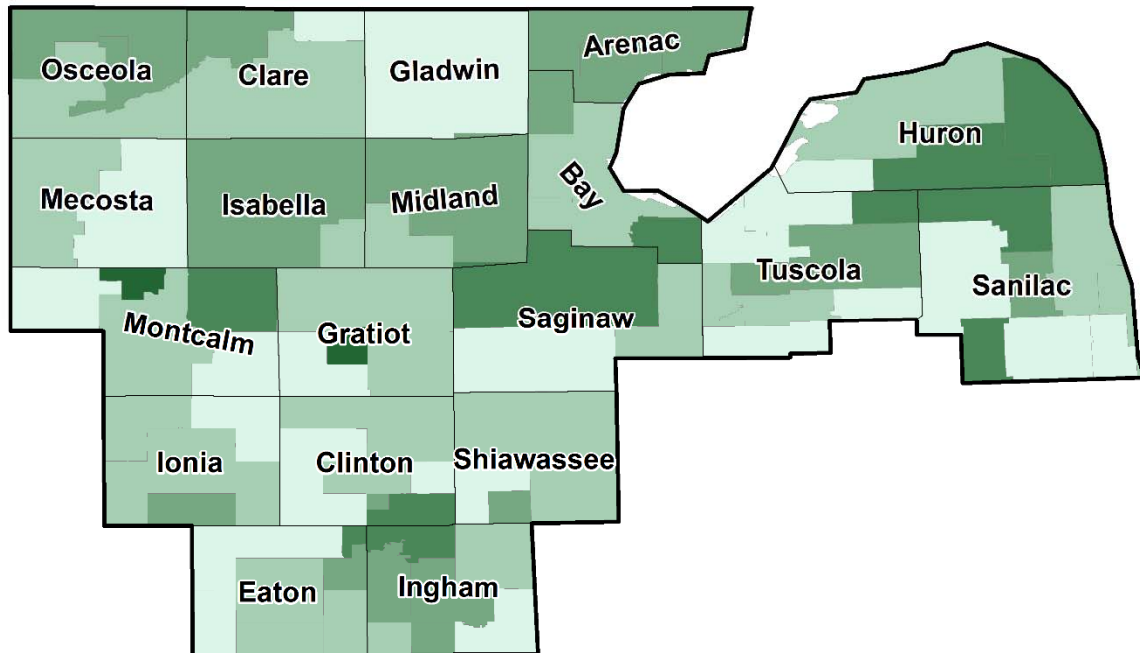
Number of Physicians by Primary Care Service Area (PCSA)

- 0
- 1 - 90
- 91 - 180
- 181 - 270
- 271 - 474

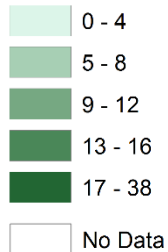
Source: American Medical Association Physician Masterfile, 2010.
 Prepared by Wayne State University Center for Urban Studies (2016)

Clinically Active Primary Care Providers per 10,000 People

Mid-Central Michigan AHEC Region



Number of Providers* by Primary Care Service Area (PCSA) per 10,000 People



*Includes Primary Care Physicians (PCP), Physician Assistants (PA), FTE Nurse Practitioners (NP), and FTE Certified Nurse Midwives (CNM)

Source: AMA Physician Masterfile, 2010; American Academy of Physician Assistants, 2009; CMS National Provider Identifier Data, 2012; American College of Nurse Midwives, 2009; US Census, 2010
 Prepared by Wayne State University Center for Urban Studies (2016)

Licensed Nurses

Mid-Central Michigan AHEC Region

	Total Population	Total Nurses	Nurses Per 10,000 Residents	Total Nurse Practitioners (NPs)	NPs per 10,000 Residents	Total Certified Nurse Midwives (CNMs)	CNMs per 10,000 residents
<i>Michigan</i>	9,922,576	148,618	149.8	5,209	5.2	301	0.3
Arenac	15,261	334	218.9	7	4.6	-	-
Bay	105,659	2,043	193.4	54	5.1	4	0.4
Clare	30,553	432	141.4	9	2.9	-	-
Clinton	77,390	984	127.1	30	3.9	-	-
Eaton	108,801	1,675	154.0	47	4.3	1	0.1
Gladwin	25,164	433	172.1	7	2.8	-	-
Gratiot	41,540	663	159.6	21	5.1	1	0.2
Huron	31,883	601	188.5	6	1.9	-	-
Ingham	286,085	3,333	116.5	118	4.1	7	0.2
Ionia	64,223	697	108.5	13	2.0	2	0.3
Isabella	70,698	676	95.6	15	2.1	-	-
Mecosta	43,067	409	95.0	13	3.0	-	-
Midland	83,632	1,379	164.9	47	5.6	1	0.1
Montcalm	62,945	945	150.1	18	2.9	2	0.3
Osceola	23,058	310	134.4	4	1.7	-	-
Saginaw	193,307	3,150	163.0	117	6.1	6	0.3
Sanilac	41,475	588	141.8	12	2.9	-	-
Shiawassee	68,619	1,110	161.8	27	3.9	1	0.1
Tuscola	53,777	904	168.1	16	3.0	1	0.2

Source: Michigan Nurse Mapping, 2015; U.S. Census Bureau, 2010-2014 American Community Survey 5-Year Estimates.

Prepared by Wayne State University Center for Urban Studies (2016)

Federally Qualified Health Center
Mid-Central Michigan AHEC Region

Name	Address	City	State	ZIP Code	County	Telephone
STERLING AREA HEALTH CENTER	725 E State St	Sterling	MI	48659-9548	Arenac County	989-654-2491
BAYSIDE HEALTH CENTER	3884 Monitor Rd	Bay City	MI	48706-9298	Bay County	989-671-2000
HDI'S OB/GYN & MIDWIFERY SERVICE	3175 Professional Ct	Bay City	MI	48706-2823	Bay County	989-667-3377
EATON COMMUNITY HEALTH CENTER	1033 Healthcare Dr	Charlotte	MI	48813-1058	Eaton County	517-541-2696
MIDMICHIGAN MEDICAL OFFICES - BEAVERTON	439 S Ross St	Beaverton	MI	48612-9101	Gladwin County	989-246-3500
HEALTH DELIVERY BEHAVIORAL HEALTH PRIMARY CARE CENTER	1375 R. Dale Wertz Dr	Bad Axe	MI	48413-1365	Huron County	989-623-0137
HEALTH DELIVERY THUMB AREA COMMUNITY HEALTH CENTER	876 N Van Dyke Rd	Bad Axe	MI	48413-9016	Huron County	989-623-0134
BIRCH HEALTH CENTER	812 E Jolly Rd Ste 112	Lansing	MI	48910-6820	Ingham County	517-244-8041
CEDAR COMMUNITY HEALTH CENTER	5303 S Cedar St	Lansing	MI	48911-3800	Ingham County	517-887-4423
FOREST COMMUNITY HEALTH CENTER	2316 S Cedar St	Lansing	MI	48910-3152	Ingham County	517-887-4302
HCH MOBILE VAN - LCRM	607 E Michigan Ave	Lansing	MI	48912-1152	Ingham County	517-364-3074
HEALTHY SMILES DENTAL CENTER	2815 S Pennsylvania Ave	Lansing	MI	48910-3495	Ingham County	517-272-4150
RIVER OAK COMMUNITY HEALTH CENTER	1115 S Pennsylvania Ave	Lansing	MI	48912-1669	Ingham County	517-244-8060
WELL CHILD HEALTH CENTER OF INGHAM COUNTY	901 E Mount Hope Ave	Lansing	MI	48910-3207	Ingham County	517-267-3400
HDI MONTCALM MIGRANT SITE	302 S Bridge St	Belding	MI	48809-1765	Ionia County	616-794-5221

Name	Address	City	State	ZIP Code	County	Telephone
ISABELLA CITIZENS FOR HEALTH	2940 Health Pkwy	Mount Pleasant	MI	48858-9342	Isabella County	989-953-5320
ISABELLA CITIZENS FOR HEALTH II	2935 Health Pkwy	Mount Pleasant	MI	48858-8931	Isabella County	989-779-5270
MIDMICHIGAN MEDICAL OFFICES-COMMUNITY MENTAL HEALTH FOR CENTRAL MICHIGAN	218 Fast Ice Dr	Midland	MI	48642-6167	Midland County	989-422-5122
MONTCALM AREA HEALTH CENTER	1003 N Lafayette St	Greenville	MI	48838-1168	Montcalm County	616-225-9650
ARTHUR HILL HIGH SCHOOL	3115 Mackinaw St	Saginaw	MI	48602-3221	Saginaw County	989-399-5940
BRIDGEPORT COMM HEALTH CENTER	6297 Dixie Hwy	Bridgeport	MI	48722-9635	Saginaw County	989-777-2151
HDI MOBILE DENTAL BUS #2	501 Lapeer Ave	Saginaw	MI	48607-1208	Saginaw County	989-759-6400
HDI MOBILE MEDICAL BUS	501 Lapeer Ave	Saginaw	MI	48607-1208	Saginaw County	989-759-6400
HDI PRIMARY CARE SERVICES	500 Hancock St	Saginaw	MI	48602-4224	Saginaw County	989-272-0242
HEALTH DELIVERY OLD TOWN SAGINAW COMMUNITY HEALTH CENTER	804 S Hamilton St	Saginaw	MI	48602-1516	Saginaw County	989-921-5372
HEALTH DELIVERY, INC.	501 Lapeer Ave	Saginaw	MI	48607-1208	Saginaw County	989-759-6000
JANES ST ACADEMIC COMM HLTH CTR	1522 Janes Ave	Saginaw	MI	48601-1819	Saginaw County	989-755-0316
MOBILE DENTAL BUS #1	501 Lapeer Ave	Saginaw	MI	48607-1208	Saginaw County	989-759-6400
ROOSEVELT RUFFIN COMM HEALTH CTR	229 Gallagher St	Saginaw	MI	48601-3252	Saginaw County	989-755-6319
SAGINAW HIGH SCHOOL	3100 Webber St	Saginaw	MI	48601-4066	Saginaw County	989-399-6120
ST. VINCENT HOME HEALTH CTR.	925 N River Rd	Saginaw	MI	48609-6831	Saginaw County	989-781-2780
WADSWORTH DENTAL CENTER	2308 Wadsworth Ave	Saginaw	MI	48601-1435	Saginaw County	989-754-7771

Name	Address	City	State	ZIP Code	County	Telephone
WOLVERINE HUMAN SERVICES SAGINAW	2424 N Outer Dr	Saginaw	MI	48601-6010	Saginaw County	989-776-0400
COMMUNITY MENTAL HEALTH PRIMARY CARE SITE	1555 Industrial Dr	Owosso	MI	48867-9775	Shiawassee County	989-759-6400
HEALTH DELIVERY SHIAWASSEE COMMUNITY HEALTH CENTER	200 N Caledonia Dr	Owosso	MI	48867	Shiawassee County	989-729-4848
HDI TUSCOLA SITE	1309 Cleaver Rd	Caro	MI	48723-9160	Tuscola County	989-673-8114
WOLVERINE HUMAN SVC-VASSAR HLTH	1120 Commerce Dr	Vassar	MI	48768-9588	Tuscola County	989-823-3040

Source: HRSA Data Warehouse, 2016.

Prepared by Wayne State University Center for Urban Studies (2016)

High Schools in Region - Characteristics for 2015-16 School Year *
Mid-Central Michigan AHEC Region

School	Address	City	Zip Code	County	Total Enrollment	Percent Hispanic	Percent American Indian	Percent Asian	Percent Black	Percent Native Hawaiian	Percent White	Percent Multiracial	Percent Free or Reduced Lunch	Mean ACT Score*
Au Gres-Sims High School	P.O. BOX 648	AU GRES	48703	Arenac	148	3%	1%	0%	0%	0%	95%	1%	53%	17.7
LLC--Arenac Campus	2032 PINE RIVER RD	STANDISH	48658	Arenac	37	0%	8%	0%	8%	0%	84%	0%	78%	N/A
Standish-Sterling Central High School	2401 GROVE RD	STANDISH	48658	Arenac	481	1%	2%	1%	1%	0%	95%	1%	53%	19
Arenac Eastern High School	P.O. BOX 98	TWINING	48766	Arenac	63	8%	8%	0%	0%	0%	83%	2%	73%	18.5
Bay City Western High School	500 WEST MIDLAND RD	AUBURN	48611	Bay	1256	3%	0%	1%	0%	0%	94%	2%	23%	20
Bangor Township Virtual School	3359 E. MIDLAND ROAD	BAY CITY	48706	Bay	57	5%	0%	0%	0%	0%	95%	0%	39%	N/A
Bay City Adult Education/CTP	4155 MONITOR RD	BAY CITY	48706	Bay	29	10%	3%	0%	7%	0%	79%	0%	52%	13
Bay City Central High School	1624 COLUMBUS AVE	BAY CITY	48708	Bay	1193	12%	1%	1%	4%	0%	78%	4%	46%	19
ISD-Local Programs	4228 2 MILE RD	BAY CITY	48706	Bay	130	4%	0%	0%	5%	0%	88%	2%	42%	N/A
John Glenn High School	3201 KIESEL RD	BAY CITY	48706	Bay	851	6%	0%	1%	2%	0%	89%	2%	42%	19.1
Wenona Center Home of Wenona High/Middle School	201 WOODSIDE LN	BAY CITY	48708	Bay	111	21%	2%	0%	7%	0%	58%	13%	67%	15
Bay-Arenac Community High School	805 LANGSTAFF ST	ESSEXVILLE	48732	Bay	185	17%	2%	1%	4%	0%	71%	5%	53%	15
Detention Center	520 WEST HAMPTON RD	ESSEXVILLE	48732	Bay	4	0%	0%	0%	25%	0%	75%	0%	100%	N/A
Garber High School	213 PINE ST	ESSEXVILLE	48732	Bay	543	3%	0%	1%	3%	0%	93%	1%	24%	20.3
LLC--Bay Campus	1435 WEST CENTER RD	ESSEXVILLE	48732	Bay	92	4%	0%	0%	3%	0%	92%	0%	32%	N/A
Pinconning High School	605 WEST 5TH ST	PINCONNING	48650	Bay	418	3%	1%	0%	1%	0%	94%	1%	44%	19.9
Clare High School	201 EAST STATE ST	CLARE	48617	Clare	425	1%	0%	1%	0%	0%	95%	2%	35%	20.5
Clare Pioneer High School	201 EAST STATE ST	CLARE	48617	Clare	24	0%	0%	0%	0%	0%	100%	0%	75%	15.8
Clare-Gladwin Area School	4041 EAST MANNSIDING RD	CLARE	48617	Clare	86	0%	1%	0%	3%	0%	95%	0%	71%	N/A
Farwell High School	399 EAST MICHIGAN ST	FARWELL	48622	Clare	409	2%	1%	0%	1%	0%	94%	0%	43%	18.8
Farwell Timberland Alternative High School	399 EAST MICHIGAN ST	FARWELL	48622	Clare	51	8%	8%	0%	2%	0%	82%	0%	63%	14.1
Harrison Alternative Education	P.O. BOX 529	HARRISON	48625	Clare	18	0%	0%	0%	0%	0%	100%	0%	78%	14.5
Harrison Community High School	P.O. BOX 529	HARRISON	48625	Clare	421	1%	1%	0%	1%	0%	95%	2%	59%	16.9
Bath High School	6175 E CLARK ROAD	BATH	48808	Clinton	343	4%	1%	1%	3%	1%	86%	4%	28%	20.5
DeWitt High School	P.O. BOX 800	DEWITT	48820	Clinton	1013	7%	0%	1%	2%	0%	86%	3%	15%	22
Great Lakes Online School	8989 E COLONY RD	ELSIE	48831	Clinton	32	0%	0%	0%	0%	0%	100%	0%	25%	20.3
Ovid-Elsie Comm. Ed./Alt. H.S.	8989 EAST COLONY RD	ELSIE	48831	Clinton	35	3%	0%	0%	0%	0%	97%	0%	60%	14.8
Ovid-Elsie High School	8989 EAST COLONY RD	ELSIE	48831	Clinton	483	3%	0%	1%	0%	0%	95%	0%	32%	20
Fowler High School	700 SOUTH WRIGHT RD	FOWLER	48835	Clinton	186	1%	0%	2%	1%	0%	96%	1%	16%	21.2
Clinton County Education Center	1013 SOUTH US HIGHWAY 27	SAINT JOHNS	48879	Clinton	83	5%	0%	1%	4%	0%	89%	1%	28%	N/A
St. Johns High School	501 W. SICKELS STREET	SAINT JOHNS	48879	Clinton	1025	7%	1%	1%	1%	0%	88%	3%	21%	20.6
Turning Point Youth Center	1013 SOUTH US HIGHWAY 27	SAINT JOHNS	48879	Clinton	53	6%	0%	0%	38%	0%	57%	0%	96%	12.9
Wilson Center	101 WEST CASS ST	SAINT JOHNS	48879	Clinton	51	14%	0%	0%	2%	0%	80%	4%	51%	14.9
Pewamo-Westphalia Middle/High School	5101 SOUTH CLINTONIA RD	WESTPHALIA	48894	Clinton	448	4%	0%	0%	0%	0%	95%	0%	14%	22
Bellevue Jr/Sr High School	576 LOVE HWY	BELLEVUE	49021	Eaton	294	2%	0%	0%	2%	0%	95%	1%	46%	17.4
Charlotte Early Middle College	378 STATE ST	CHARLOTTE	48813	Eaton	9	0%	0%	0%	22%	0%	78%	0%	89%	N/A
Charlotte Senior High School	378 STATE ST	CHARLOTTE	48813	Eaton	815	4%	1%	1%	2%	0%	92%	0%	40%	18.9
Eaton RESA - Meadowview Offsite	1970 PACKARD HWY	CHARLOTTE	48813	Eaton	57	4%	0%	0%	0%	0%	96%	0%	39%	N/A
Eaton RESA - Meadowview Onsite	1790 PACKARD HWY	CHARLOTTE	48813	Eaton	27	7%	0%	7%	0%	0%	85%	0%	41%	N/A
Relevant Academy of Eaton County	512 E LOVETT ST	CHARLOTTE	48813	Eaton	107	3%	0%	0%	2%	0%	91%	5%	59%	15.7
Eaton Rapids High School	800 STATE ST	EATON RAPIDS	48827	Eaton	824	6%	0%	2%	1%	0%	89%	2%	33%	19.8
Greyhound Central Performance Academy	912 GREYHOUND DR	EATON RAPIDS	48827	Eaton	97	6%	0%	0%	1%	0%	90%	3%	52%	15.4
Eaton County Youth Facility	220 LAMSON ST	GRAND LEDGE	48837	Eaton	34	0%	0%	0%	26%	0%	65%	9%	41%	15.2
Grand Ledge High School	820 SPRING ST	GRAND LEDGE	48837	Eaton	1710	7%	0%	2%	6%	0%	83%	1%	23%	21
Insight School of Michigan	6512 CENTURION DR STE 320	LANSING	48917	Eaton	678	7%	1%	0%	14%	0%	74%	4%	63%	16.3
Waverly Senior High School	160 SNOW RD	LANSING	48917	Eaton	1027	17%	0%	4%	31%	0%	34%	13%	45%	18.5
Olivet High School	255 FIRST ST	OLIVET	49076	Eaton	548	3%	1%	1%	0%	0%	94%	1%	36%	19.5
Potterville High School	420 NORTH HIGH ST	POTTERVILLE	48876	Eaton	264	5%	1%	1%	3%	0%	89%	1%	36%	18.7
Maple Valley Jr/Sr High School	11090 NASHVILLE HWY	VERMONTVILLE	49096	Eaton	476	3%	0%	1%	2%	0%	93%	1%	42%	20.5
Maple Valley Pathways High School	11090 NASHVILLE HWY	VERMONTVILLE	49096	Eaton	44	5%	0%	2%	0%	0%	93%	0%	61%	14.7
Beaverton Junior/Senior High School	P.O. BOX 529	BEAVERTON	48612	Gladwin	580	2%	1%	0%	2%	0%	94%	1%	47%	18.5
Gladwin Community Alternative H.S.	1400 N SPRING ST	GLADWIN	48624	Gladwin	20	0%	0%	0%	0%	0%	100%	0%	65%	15.3
Gladwin High School	1400 NORTH SPRING ST	GLADWIN	48624	Gladwin	581	1%	1%	1%	1%	0%	94%	2%	44%	19.6
Alma Senior High School	1500 PINE AVE	ALMA	48801	Gratiot	676	10%	1%	1%	1%	0%	87%	0%	41%	20.2
Ashley High School	P.O. BOX 6	ASHLEY	48806	Gratiot	95	3%	0%	0%	0%	0%	96%	1%	38%	19.6

School	Address	City	Zip Code	County	Total Enrollment	Percent Hispanic	Percent American Indian	Percent Asian	Percent Black	Percent Native Hawaiian	Percent White	Percent Multiracial	Percent Free or Reduced Lunch	Mean ACT Score*
A.I.M.	700 WRIGHT ST	BRECKENRIDGE	48615	Gratiot	28	7%	0%	0%	0%	0%	93%	0%	89%	15
Breckenridge High School	P.O. BOX 217	BRECKENRIDGE	48615	Gratiot	378	6%	0%	0%	1%	0%	93%	0%	33%	20
Ithaca High School	710 NORTH UNION ST	ITHACA	48847	Gratiot	632	9%	1%	0%	0%	0%	88%	1%	31%	20.9
Fulton Alternative Education	8060 ELY HWY	MIDDLETON	48856	Gratiot	164	6%	0%	0%	2%	0%	91%	1%	69%	14.9
Fulton High School	8060 ELY HWY	MIDDLETON	48856	Gratiot	193	3%	0%	1%	1%	0%	95%	1%	27%	20.5
St. Louis High School	113 EAST SAGINAW ST	SAINT LOUIS	48880	Gratiot	351	8%	1%	1%	1%	0%	89%	0%	36%	18.6
Ascent High School	200 NORTH BARRIE RD	BAD AXE	48413	Huron	61	2%	0%	0%	0%	0%	97%	2%	54%	14.8
Bad Axe High School	200 NORTH BARRIE RD	BAD AXE	48413	Huron	411	2%	0%	3%	0%	0%	94%	0%	36%	22.4
Huron Learning Center	1299 SOUTH THOMAS RD STE 1	BAD AXE	48413	Huron	52	4%	0%	0%	2%	2%	90%	2%	71%	N/A
Caseville School K-12	P.O. BOX 1068	CASEVILLE	48725	Huron	307	3%	0%	1%	1%	0%	95%	0%	57%	20.1
Harbor Beach Community High School	402 SOUTH 5TH ST	HARBOR BEACH	48441	Huron	232	1%	0%	1%	0%	0%	96%	1%	35%	20.8
North Huron School	21 MAIN ST	KINDE	48445	Huron	454	4%	2%	1%	0%	0%	92%	1%	53%	17.9
Owendale-Gagetown Jr/Sr High School	7166 EAST MAIN ST	OWENDALE	48754	Huron	94	6%	0%	0%	1%	0%	93%	0%	56%	16.9
Laker High School	6136 PIGEON RD	PIGEON	48755	Huron	269	3%	1%	1%	1%	0%	93%	1%	40%	19.9
Udly Community High School	2020 UNION ST	UBLY	48475	Huron	263	2%	0%	2%	0%	0%	96%	0%	44%	21.5
Dansville High School	PO BOX 187	DANSVILLE	48819	Ingham	263	2%	0%	1%	0%	0%	97%	0%	22%	20.1
East Lansing High School	509 BURCHAM DR	EAST LANSING	48823	Ingham	1116	7%	1%	7%	18%	0%	60%	7%	29%	22.4
Haslett High School	5450 MARSH RD	HASLETT	48840	Ingham	883	5%	1%	5%	3%	0%	83%	3%	19%	23.3
EdTrek	5885 HOLT RD	HOLT	48842	Ingham	77	10%	0%	0%	23%	0%	61%	5%	45%	15.1
Holt Senior High School	5885 HOLT RD	HOLT	48842	Ingham	1341	13%	0%	4%	12%	0%	62%	9%	33%	20
North Campus	5780 HOLT RD	HOLT	48842	Ingham	386	12%	0%	3%	12%	0%	65%	8%	27%	N/A
Beekman Center	2901 WABASH RD	LANSING	48910	Ingham	145	14%	0%	2%	43%	0%	37%	4%	61%	N/A
Blended Learning Academies Credit Recovery HS	1754 E CLARK RD	LANSING	48906	Ingham	69	13%	1%	0%	12%	0%	71%	3%	78%	14.8
Eastern High School	220 NORTH PENNSYLVANIA AVE	LANSING	48912	Ingham	1232	25%	2%	4%	33%	0%	31%	6%	63%	18.6
Everett High School	3900 STABLER ST	LANSING	48910	Ingham	1620	18%	0%	9%	42%	0%	24%	6%	63%	16.5
Ingham Academy/Family Center	1601 WEST HOLMES RD	LANSING	48910	Ingham	82	15%	1%	1%	48%	0%	29%	6%	59%	15.1
Ingham County Youth Center	5815 WISE RD	LANSING	48911	Ingham	13	15%	0%	0%	69%	0%	8%	8%	62%	N/A
J.W. Sexton High School	102 MCPHERSON AVE	LANSING	48915	Ingham	797	12%	1%	9%	57%	0%	15%	5%	62%	16.2
LifeTech Academy	3101 TECHNOLOGY BLVD STE A	LANSING	48910	Ingham	152	17%	0%	0%	16%	0%	55%	12%	76%	16.4
St. Vincent Home	2800 WEST WILLOW ST	LANSING	48917	Ingham	24	0%	0%	0%	21%	0%	79%	0%	100%	12
Wainwright	4200 WAINWRIGHT AVE	LANSING	48911	Ingham	1	0%	0%	0%	100%	0%	0%	0%	0%	N/A
Woodcreek Achievement Center	4000 WOODCREEK LN	LANSING	48911	Ingham	215	12%	0%	1%	61%	0%	20%	5%	57%	14.3
Ingham Virtual High School	4141 HULL RD	LESLIE	49251	Ingham	8	0%	13%	0%	0%	0%	88%	0%	25%	N/A
Leslie High School	4141 HULL RD	LESLIE	49251	Ingham	438	5%	1%	1%	0%	0%	91%	3%	44%	20.7
Heartwood School	625 HAGADORN RD	MASON	48854	Ingham	99	4%	0%	4%	11%	0%	79%	2%	53%	N/A
Mason High School	1001 SOUTH BARNES ST	MASON	48854	Ingham	1007	6%	1%	1%	2%	0%	88%	2%	28%	20.3
School to Work Transition Program	2630 WEST HOWELL RD	MASON	48854	Ingham	13	0%	0%	0%	31%	0%	69%	0%	46%	N/A
SLC/Evergreen	611 HAGADORN RD	MASON	48854	Ingham	36	8%	0%	0%	11%	0%	72%	8%	56%	15.2
The Early College @ Lansing Community College	2630 WEST HOWELL RD	MASON	48854	Ingham	155	14%	0%	3%	17%	0%	61%	5%	48%	23.3
Great Lakes Cyber Academy	2140 UNIVERSITY PARK DR STE 270	OKEMOS	48864	Ingham	687	8%	1%	1%	12%	0%	72%	6%	52%	18.1
Michigan Connections Academy	3950 HERITAGE AVE STE 100	OKEMOS	48864	Ingham	1685	6%	0%	2%	15%	0%	71%	6%	49%	19
Nexus Academy of Lansing	2175 UNIVERSITY PARK DRIVE	OKEMOS	48864	Ingham	270	14%	0%	1%	8%	0%	66%	11%	47%	19.6
Okemos High School	2800 JOLLY RD	OKEMOS	48864	Ingham	1273	5%	0%	19%	8%	0%	64%	4%	18%	24.5
Malcolm Williams School	P.O. BOX 98	ONONDAGA	49264	Ingham	16	6%	0%	0%	63%	0%	31%	0%	38%	N/A
Stockbridge Alternative High School	305 WEST ELIZABETH ST	STOCKBRIDGE	49285	Ingham	24	4%	0%	0%	0%	0%	96%	0%	54%	13.7
Stockbridge High School	416 NORTH CLINTON ST	STOCKBRIDGE	49285	Ingham	572	5%	0%	0%	1%	0%	94%	0%	31%	20.5
Webberville High School	309 EAST GRAND RIVER RD	WEBBERVILLE	48892	Ingham	179	6%	1%	1%	2%	0%	90%	1%	54%	17.1
Williamston High School	3939 VANNETER RD	WILLIAMSTON	48895	Ingham	641	3%	1%	2%	2%	0%	91%	1%	17%	22.4
Belding High School	850 HALL ST	BELDING	48809	Ionia	612	9%	0%	1%	1%	0%	88%	1%	48%	19.3
Douglas R. Welch High School	830 HARRISON ST	IONIA	48846	Ionia	77	14%	1%	0%	0%	0%	81%	4%	70%	14.7
Freedom Acres School	2191 HARWOOD RD	IONIA	48846	Ionia	134	5%	0%	1%	2%	0%	91%	1%	35%	11
Ionia High School	250 EAST TUTTLE RD	IONIA	48846	Ionia	877	9%	0%	0%	1%	0%	87%	2%	49%	19.5
Portland High School	1100 IONIA RD	PORTLAND	48875	Ionia	655	3%	0%	0%	1%	0%	95%	1%	21%	19.4
Saranac Jr/Sr High School	150 PLEASANT ST	SARANAC	48881	Ionia	449	5%	0%	1%	1%	0%	91%	2%	35%	19.1
Beal City Alternative Education Program	3032 SOUTH WINN RD	MOUNT PLEASANT	48858	Isabella	9	0%	11%	0%	0%	0%	78%	11%	44%	13.3
Beal City High School	3180 WEST BEAL CITY RD	MOUNT PLEASANT	48858	Isabella	363	2%	3%	1%	1%	0%	93%	1%	24%	21
GIRESD Center Programs	720 NORTH KINNEY AVE	MOUNT PLEASANT	48858	Isabella	171	2%	1%	1%	1%	1%	94%	0%	66%	N/A
Isabella Day Treatment	3350 SOUTH ISABELLA RD	MOUNT PLEASANT	48858	Isabella	12	8%	0%	0%	0%	0%	67%	25%	58%	N/A
Mt. Pleasant Adult and Community Education	3480 SOUTH ISABELLA RD STE 2	MOUNT PLEASANT	48858	Isabella	25	8%	24%	0%	8%	0%	52%	8%	36%	14.8

School	Address	City	Zip Code	County	Total Enrollment	Percent Hispanic	Percent American Indian	Percent Asian	Percent Black	Percent Native Hawaiian	Percent White	Percent Multiracial	Percent Free or Reduced Lunch	Mean ACT Score*
Mt. Pleasant Senior High School	1155 SOUTH ELIZABETH ST	MOUNT PLEASANT	48858	Isabella	1149	4%	11%	3%	3%	0%	75%	4%	32%	20.7
Odyssey Middle/High School	3441 SOUTH WISE RD	MOUNT PLEASANT	48858	Isabella	75	11%	13%	0%	1%	0%	65%	9%	80%	15.8
WAY - Oasis	3480 SOUTH ISABELLA RD	MOUNT PLEASANT	48858	Isabella	108	6%	11%	0%	3%	0%	73%	6%	50%	15.5
Shepherd High School	100 EAST HALL ST	SHEPHERD	48883	Isabella	509	3%	7%	0%	1%	0%	87%	2%	34%	20.4
Big Rapids High School	21175 15 MILE RD	BIG RAPIDS	49307	Mecosta	650	2%	0%	1%	8%	0%	85%	3%	40%	21
Big Rapids Virtual School	14980 215TH AVE	BIG RAPIDS	49307	Mecosta	96	1%	0%	2%	6%	0%	90%	1%	64%	17.1
Crossroads Charter Academy (7-12)	215 SPRUCE ST W	BIG RAPIDS	49307	Mecosta	308	3%	1%	2%	7%	0%	87%	0%	49%	20.7
Mecosta-Osceola Education Center	15760 190TH AVE	BIG RAPIDS	49307	Mecosta	129	4%	2%	2%	5%	0%	86%	2%	68%	N/A
Morley Stanwood High School	4700 NORTHLAND DR	MORLEY	49336	Mecosta	408	3%	0%	0%	2%	0%	93%	1%	50%	18.2
Chippewa Hills High School	3226 ARTHUR RD	REMUS	49340	Mecosta	596	5%	1%	0%	2%	0%	80%	13%	45%	19.6
Mosaic School	350 EAST WHEATLAND AVE	REMUS	49340	Mecosta	81	1%	4%	0%	0%	0%	85%	10%	77%	14.8
Coleman Junior/Senior High School	4823 NORTH COLEMAN SCHOOLS DR	COLEMAN	48618	Midland	312	3%	0%	0%	1%	0%	95%	0%	55%	19.6
Academic and Career Education Academy	884 EAST ISABELLA RD	MIDLAND	48640	Midland	179	4%	1%	2%	3%	0%	91%	0%	40%	17.3
Bullock Creek High School	1420 SOUTH BADOUR RD	MIDLAND	48640	Midland	571	2%	1%	1%	0%	0%	96%	1%	27%	20.2
H.H. Dow High School	3901 NORTH SAGINAW RD	MIDLAND	48640	Midland	1243	4%	0%	7%	2%	0%	85%	1%	18%	24
Juvenile Care Center	3712 EAST ASHMAN ST	MIDLAND	48642	Midland	15	0%	7%	0%	7%	0%	87%	0%	60%	N/A
MCESA and Sugnet School Classroom Programs	3917 JEFFERSON AVE	MIDLAND	48640	Midland	157	0%	0%	2%	4%	1%	94%	0%	27%	N/A
Midland Academy of Advanced and Creative Studies	4653 EAST BAILEY BRIDGE RD	MIDLAND	48640	Midland	207	3%	0%	3%	2%	0%	86%	5%	20%	19.8
Midland High School	1301 EASTLAWN DR	MIDLAND	48642	Midland	1392	3%	0%	1%	3%	0%	91%	1%	27%	22
Widover High School	919 SMITH RD	MIDLAND	48640	Midland	84	1%	2%	0%	5%	0%	92%	0%	95%	14.5
Meridian Early College High School	3303 N MERIDIAN RD	SANFORD	48657	Midland	465	1%	0%	0%	1%	0%	97%	0%	31%	19.9
Montabella Junior/Senior High	1324 E NORTH COUNTY LINE RD	BLANCHARD	49310	Montcalm	388	5%	1%	0%	0%	0%	88%	5%	57%	18.3
Carson City-Crystal Alternative Academy	115 EAST MAIN ST	CARSON CITY	48811	Montcalm	38	3%	0%	0%	0%	0%	97%	0%	87%	15
Carson City-Crystal High School	P.O. BOX 780	CARSON CITY	48811	Montcalm	277	4%	0%	1%	0%	0%	95%	0%	39%	18.3
Grattan Academy - Middle/High School	9481 JORDAN RD	GREENVILLE	48838	Montcalm	133	3%	1%	5%	5%	0%	87%	0%	50%	14.8
Greenville Senior High School	111 NORTH HILLCREST ST	GREENVILLE	48838	Montcalm	1098	4%	0%	1%	1%	0%	93%	1%	38%	19.4
Satterlee School	8153 SATTERLEE ROAD	GREENVILLE	48838	Montcalm	23	22%	0%	0%	0%	0%	74%	4%	83%	N/A
Seiter Education Service Center	1401 EAST VAN DEINSE ST	GREENVILLE	48838	Montcalm	83	4%	0%	1%	1%	0%	93%	1%	51%	N/A
Lakeview High School	9800 YOUNGMAN RD	LAKEVIEW	48850	Montcalm	495	1%	0%	1%	0%	1%	97%	0%	41%	19.7
Tri County Senior High School	P.O. BOX 79	SAND LAKE	49343	Montcalm	680	3%	1%	1%	0%	0%	93%	2%	43%	18.6
Early College at Montcalm Community College	1550 WEST SIDNEY RD	SIDNEY	48885	Montcalm	75	1%	0%	1%	0%	0%	96%	1%	38%	21.8
Central Montcalm High School	1480 SOUTH SHERIDAN RD	STANTON	48888	Montcalm	513	6%	0%	1%	1%	0%	92%	1%	50%	18.6
ISD/Local Center Programs	621 NORTH NEW ST	STANTON	48888	Montcalm	58	0%	0%	0%	2%	0%	98%	0%	57%	15
Vestaburg Community High School	7188 AVENUE B	VESTABURG	48891	Montcalm	273	5%	1%	0%	1%	0%	93%	0%	61%	18.3
Evert High School	6221 95TH AVE	EVART	49631	Osceola	262	3%	0%	0%	3%	0%	95%	0%	67%	18.6
Ashmun School @ Eagle Village	4507 170TH AVE	HERSEY	49639	Osceola	64	3%	11%	2%	17%	2%	66%	0%	100%	15.3
Muskegon River Youth Home	4507 170TH AVE	HERSEY	49639	Osceola	61	2%	0%	0%	33%	0%	64%	2%	30%	14.9
Pineview Homes	4507 170TH AVE	HERSEY	49639	Osceola	20	10%	0%	0%	20%	0%	70%	0%	100%	15.5
Pine River Area Middle/High School	17445 PINE RIVER RD	LEROY	49655	Osceola	598	4%	1%	0%	1%	0%	92%	1%	52%	18.8
Marion High School	P.O. BOX O	MARION	49665	Osceola	257	0%	1%	1%	1%	0%	97%	0%	58%	17.8
Reed City High School	225 WEST CHURCH AVE	REED CITY	49677	Osceola	498	3%	0%	1%	1%	0%	92%	3%	45%	19.3
Birch Run High School	12450 CHURCH ST	BIRCH RUN	48415	Saginaw	621	7%	1%	0%	1%	0%	90%	1%	29%	20
Birch Run Progressive High School	12450 CHURCH ST	BIRCH RUN	48415	Saginaw	47	6%	0%	0%	6%	0%	87%	0%	36%	14.1
Bridgeport High School	P.O. BOX 657	BRIDGEPORT	48722	Saginaw	562	15%	0%	0%	60%	0%	20%	4%	59%	16.1
Omni Adult and Alternative Education	P.O. BOX 517	CARROLLTON	48724	Saginaw	138	30%	1%	0%	18%	0%	49%	1%	75%	16.7
Chesaning Union High School	850 NORTH 4TH ST	CHESANING	48616	Saginaw	522	7%	0%	1%	0%	0%	90%	2%	40%	20.2
Frankenmuth High School	525 EAST GENESEE ST	FRANKENMUTH	48734	Saginaw	534	3%	0%	1%	1%	0%	94%	2%	11%	24.2
Freeland Middle School/High School	8250 WEBSTER RD	FREELAND	48623	Saginaw	827	2%	0%	1%	2%	0%	94%	1%	18%	21.3
Hemlock Alternative Education	PO BOX 260	HEMLOCK	48626	Saginaw	36	0%	6%	0%	0%	0%	92%	3%	58%	13.5
Hemlock High School	P.O. BOX 260	HEMLOCK	48626	Saginaw	383	5%	0%	1%	0%	0%	92%	1%	23%	19.9
Hemlock High School Early Middle College	733 N. HEMLOCK RD.	HEMLOCK	48626	Saginaw	36	3%	0%	0%	0%	0%	97%	0%	17%	22.2
Merrill High School	555 WEST ALICE ST	MERRILL	48637	Saginaw	192	7%	1%	0%	0%	0%	91%	2%	41%	18.3
Arthur Hill High School	3115 MACKINAW ST	SAGINAW	48602	Saginaw	863	18%	0%	0%	68%	0%	14%	0%	69%	15.9
Career Opportunities Center	2102 WEISS ST	SAGINAW	48602	Saginaw	27	26%	0%	0%	7%	0%	67%	0%	22%	14
Carrollton High School	1235 MAPLERIDGE RD	SAGINAW	48604	Saginaw	553	26%	1%	0%	26%	0%	44%	3%	54%	18.5
Francis Reh PSA	2201 OWEN ST	SAGINAW	48601	Saginaw	474	8%	0%	0%	86%	0%	3%	3%	96%	N/A
Great Lakes Bay Early College	6235 GRATIOT RD	SAGINAW	48638	Saginaw	256	7%	0%	2%	17%	0%	73%	1%	0%	21.2
Heritage High School	3465 NORTH CENTER RD	SAGINAW	48603	Saginaw	1553	11%	0%	5%	14%	0%	68%	1%	30%	20.2
M.G. Millet Learning Center	3660 SOUTHFIELD DR	SAGINAW	48601	Saginaw	240	17%	0%	1%	28%	0%	55%	0%	56%	N/A

School	Address	City	Zip Code	County	Total Enrollment	Percent Hispanic	Percent American Indian	Percent Asian	Percent Black	Percent Native Hawaiian	Percent White	Percent Multiracial	Percent Free or Reduced Lunch	Mean ACT Score*
Mackinaw High School	2775 SHATTUCK RD	SAGINAW	48603	Saginaw	197	18%	1%	0%	23%	0%	52%	6%	68%	15.6
Michael J McGivney	925 NORTH RIVER RD	SAGINAW	48609	Saginaw	65	0%	0%	0%	32%	2%	66%	0%	80%	16.1
Ruben Daniels Community School-ETC	2415 N CHARLES ST	SAGINAW	48602	Saginaw	120	16%	2%	0%	76%	1%	6%	0%	83%	13
Saginaw Arts and Sciences Academy	1903 N. NIAGRA ST.	SAGINAW	48602	Saginaw	605	8%	0%	11%	32%	0%	48%	0%	27%	24.9
Saginaw County Juvenile Center	3360 HOSPITAL RD	SAGINAW	48603	Saginaw	36	8%	0%	0%	69%	0%	19%	3%	64%	16
Saginaw High School	3100 WEBBER ST	SAGINAW	48601	Saginaw	580	4%	0%	0%	94%	0%	2%	0%	73%	14.8
Saginaw Learn to Earn Academy	1000 TUSCOLA ST	SAGINAW	48607	Saginaw	94	6%	0%	0%	69%	0%	20%	4%	100%	11.7
Swan Valley Adult and Alternative Education	8400 OHERN RD	SAGINAW	48609	Saginaw	21	24%	0%	0%	10%	0%	67%	0%	43%	18
Swan Valley High School	8400 OHERN RD	SAGINAW	48609	Saginaw	605	12%	0%	0%	1%	0%	85%	1%	29%	20.5
The Success Academy	2102 WEISS STREET	SAGINAW	48602	Saginaw	49	14%	0%	0%	73%	0%	12%	0%	80%	13.5
Wolverine Secure Education Center	2424 OUTER DRIVE	SAGINAW	48601	Saginaw	92	5%	0%	0%	60%	0%	35%	0%	33%	N/A
St. Charles Community Middle/High School	881 WEST WALNUT ST	SAINT CHARLES	48655	Saginaw	549	6%	1%	0%	0%	0%	90%	2%	53%	18.8
St. Charles Virtual School	891 W WALNUT ST	SAINT CHARLES	48655	Saginaw	83	11%	0%	2%	16%	0%	64%	7%	54%	19.5
Brown City Alternative H.S.	4349 SECOND ST., PO BOX 160	BROWN CITY	48416	Sanilac	15	0%	7%	0%	0%	0%	93%	0%	60%	14
Brown City High School	4400 SECOND ST., PO BOX 160	BROWN CITY	48416	Sanilac	430	4%	1%	1%	2%	0%	92%	0%	45%	20.4
Carsonville-Port Sanilac H.S.	100 NORTH GOETZE RD	CARSONVILLE	48419	Sanilac	195	3%	0%	0%	1%	0%	96%	1%	61%	18.8
Carsonville-Port Sanilac Learning Center	100 NORTH GOETZE RD	CARSONVILLE	48419	Sanilac	44	9%	0%	0%	0%	0%	91%	0%	68%	13.5
Croswell-Lexington High School	5461 PECK RD	CROSWELL	48422	Sanilac	700	3%	0%	0%	0%	0%	96%	0%	40%	20.4
Deckerville Community High School	2633 BLACK RIVER ST	DECKERVILLE	48427	Sanilac	271	7%	0%	0%	1%	0%	92%	0%	52%	19.4
Croswell-Lexington Alternative Secondary School	7178 BOYNTON ST	LEXINGTON	48450	Sanilac	52	4%	0%	0%	2%	2%	92%	0%	69%	N/A
Marlette Jr./Sr. High School	3051 MOORE ST	MARLETTE	48453	Sanilac	430	4%	0%	0%	1%	0%	94%	1%	49%	20.2
Peck Jr./Sr. High School	222 EAST LAPEER ST	PECK	48466	Sanilac	197	5%	0%	0%	2%	0%	93%	1%	47%	19.2
Sandusky Junior/Senior High School	191 PINE TREE LN	SANDUSKY	48471	Sanilac	468	3%	0%	0%	0%	0%	96%	1%	48%	21.1
Sanilac ISD Special Education Services	46 NORTH JACKSON ST	SANDUSKY	48471	Sanilac	70	4%	1%	0%	0%	0%	94%	0%	71%	13.5
Byron Area High School	312 WEST MAPLE ST	BYRON	48418	Shiawassee	387	1%	2%	0%	0%	0%	95%	2%	29%	20.1
Corunna High School	417 EAST KING ST	CORUNNA	48817	Shiawassee	805	2%	0%	0%	0%	0%	95%	2%	46%	19.9
Durand Area High School	9575 EAST MONROE RD	DURAND	48429	Shiawassee	599	3%	0%	0%	0%	0%	95%	1%	45%	19.3
Laingsburg High School	8008 WOODBURY RD	LAINGSBURG	48848	Shiawassee	377	4%	0%	1%	0%	0%	94%	1%	19%	20.4
Morrice Area High School	691 PURDY LN	MORRICE	48857	Shiawassee	254	1%	1%	1%	0%	0%	97%	0%	56%	18.3
New Lothrop High School	P.O. BOX 339	NEW LOTHROP	48460	Shiawassee	457	0%	0%	0%	1%	0%	99%	0%	19%	21.3
Lincoln Alternative High School	645 ALGER STREET	OWOSSO	48867	Shiawassee	126	5%	1%	0%	1%	0%	91%	2%	67%	13.6
Owosso High School	765 EAST NORTH ST	OWOSSO	48867	Shiawassee	959	4%	0%	1%	0%	0%	92%	3%	47%	19
Shiawassee RESD - Student Learning Center - West	2261 SOUTH M 52	OWOSSO	48867	Shiawassee	178	4%	0%	1%	0%	0%	91%	3%	52%	14.2
Perry High School	2665 WEST BRITTON RD	PERRY	48872	Shiawassee	495	1%	0%	0%	0%	0%	96%	2%	36%	19.2
Caro Alternative High School	1205 EAST CARO RD	CARO	48723	Tuscola	53	4%	0%	0%	2%	0%	94%	0%	81%	14.2
Caro High School	301 NORTH HOOPER ST	CARO	48723	Tuscola	503	5%	1%	2%	1%	0%	91%	0%	40%	19.8
Highland Pines School	1381 CLEAVER RD	CARO	48723	Tuscola	152	4%	1%	1%	7%	0%	84%	4%	66%	N/A
Cass City Jr. and Sr. High School	4868 SEEGER ST	CASS CITY	48726	Tuscola	454	4%	0%	0%	0%	0%	95%	1%	46%	20.4
Akron-Fairgrove Jr/Sr High School	P.O. BOX 217	FAIRGROVE	48733	Tuscola	170	11%	0%	1%	0%	1%	87%	1%	72%	17.5
Kingston High School	5790 STATE ST	KINGSTON	48741	Tuscola	327	0%	0%	0%	0%	0%	100%	0%	70%	20.1
Mayville High School	6250 FULTON ST	MAYVILLE	48744	Tuscola	211	2%	1%	1%	2%	0%	94%	0%	54%	19.1
Mayville Middle School	6210 FULTON ST	MAYVILLE	48744	Tuscola	110	2%	0%	0%	2%	1%	95%	0%	59%	N/A
M.A.L.C.	8537 GLEASON ST	MILLINGTON	48746	Tuscola	27	0%	4%	0%	0%	0%	96%	0%	74%	14.6
Millington High School	8780 DEAN DR	MILLINGTON	48746	Tuscola	418	1%	2%	0%	2%	0%	94%	0%	48%	19.9
Reese High School	P.O. BOX 389	REESE	48757	Tuscola	331	7%	0%	2%	0%	0%	90%	1%	37%	20.9
Unionville-Sebewaing High School	2203 WILDNER RD	SEBEWAING	48759	Tuscola	261	7%	0%	0%	0%	0%	91%	1%	39%	20.9
Pioneer Work and Learn Center	150 ENTERPRISE DR	VASSAR	48768	Tuscola	199	5%	1%	0%	48%	0%	47%	0%	48%	14.9
Vassar Senior High School	220 ATHLETIC ST	VASSAR	48768	Tuscola	364	5%	0%	0%	3%	0%	92%	0%	46%	19.3

*Mean ACT Score for the 2014-15 School Year

Source: Center for Educational Performance and Information (CEPI), 2016.
Prepared by Wayne State University Center for Urban Studies (2016)

Health Needs

Mid-Central Michigan AHEC Region

	Nativity Statistics		Mortality Statistics 3-year (2012-2014) average mortality rate (per 100,000 persons)				
	Low Weight Live Birth Rate (per 1,000 live births)	Inadequate Prenatal Care (% of live births)	Chronic Lower Respiratory Diseases		Unintentional		
			Cancer	Heart Disease	Injury	Stroke	
<i>Michigan</i>	83.8	27.3	208.7	54.3	243.2	41.7	44.9
Arenac	82.1	26.1	285.0	125.2	377.7	54.0	51.8
Bay	77.4	23.8	240.7	75.6	350.8	29.1	43.7
Clare	88.8	36.4	297.9	109.8	364.1	47.8	56.5
Clinton	53.6	17.1	175.8	48.1	204.0	39.4	44.6
Eaton	60.3	28.6	202.9	56.7	227.2	51.1	42.5
Gladwin	87.6	40.1	347.9	102.0	331.0	45.2	35.4
Gratiot	78.6	45.5	190.9	61.2	349.2	32.7	51.7
Huron	51.5	14	300.6	73.4	367.9	50.6	69.2
Ingham	73.3	32.7	154.0	42.1	174.2	39.6	35.4
Ionia	81.6	28.8	187.8	49.9	207.7	38.5	34.4
Isabella	73.2	29.9	153.1	43.9	178.2	26.5	29.8
Mecosta	63.2	34.7	216.4	56.2	275.0	33.9	41.6
Midland	83.8	19.8	174.7	62.6	207.5	25.9	39.5
Montcalm	73.6	34.3	211.4	64.6	264.3	52.4	40.8
Osceola	85.5	34.2	248.3	66.1	265.5	58.8	48.8
Saginaw	98.3	27.2	228.8	63.6	244.5	31.9	46.6
Sanilac	75	28	241.0	80.4	339.0	39.8	40.6
Shiawassee	67.4	22.8	235.1	80.1	254.9	47.8	47.8
Tuscola	58.1	28.5	244.5	73.0	265.9	35.0	41.2

*An asterisk indicates the ratio does not meet standards of reliability or precision.

Source: Michigan Department of Health and Human Services, 2014.
Prepared by Wayne State University Center for Urban Studies (2016)

AHEC Needs Assessment

Northern Lower Michigan Region

Medically Underserved Summary Table	45
Medically Underserved Areas and Populations	46
Healthcare Professional Shortage Areas	47
Primary Care Physicians	50
All Clinically-Active Primary Care Providers	51
Licensed Nurses	53
Federally Qualified Health Centers	54
High Schools	58
Health Needs	60

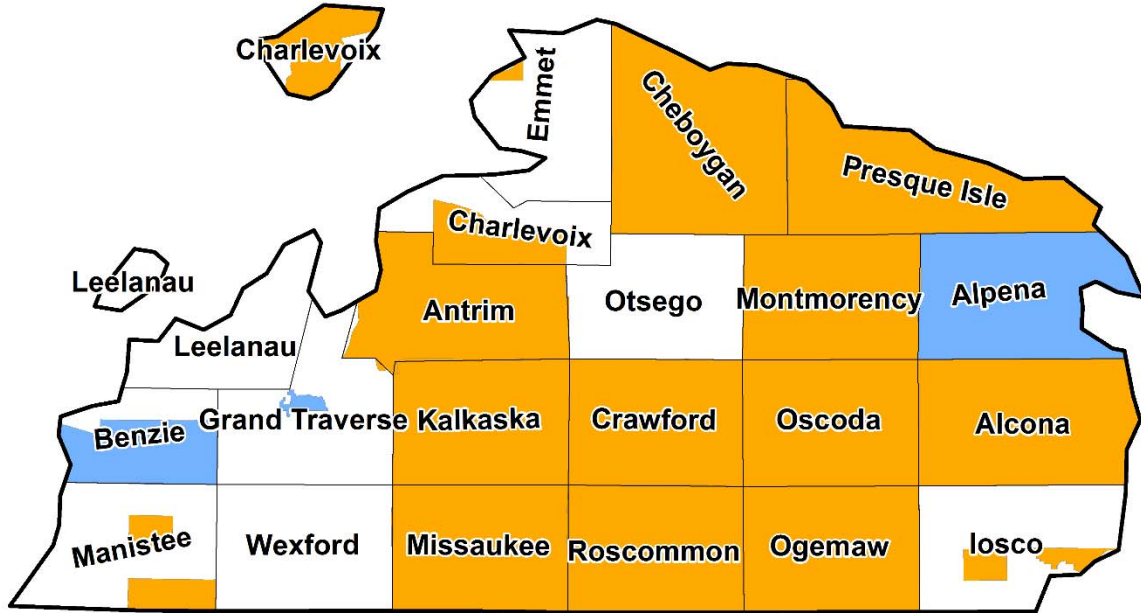
Medically Underserved Population
Northern Lower Michigan AHEC Region

	Age Distribution	Racial/Ethnic Composition				Poverty		
	Persons 65 Years of Age and Older (%)	Black (%)	American Indian or Alaska Native (%)	Asian (%)	Hispanic (%)	Persons Living Below Poverty (%)	Children Living Below Poverty (%)	Persons Living Below 200% Poverty (%)
<i>Michigan</i>	14.53	15.30	1.40	3.20	4.60	16.90	23.70	34.54
Alcona	34.19	0.40	1.30	0.40	1.30	15.70	23.60	41.81
Alpena	20.86	0.80	1.10	0.70	1.20	17.50	26.40	41.34
Antrim	24.15	0.70	2.00	0.50	1.90	14.10	24.90	37.44
Benzie	22.68	1.00	2.10	0.50	2.00	12.00	15.40	34.12
Charlevoix	20.02	1.10	2.60	0.70	1.60	13.40	19.90	33.16
Cheboygan	23.41	1.00	5.00	0.50	1.10	17.80	30.10	43.32
Crawford	22.34	1.30	1.20	0.60	1.60	14.60	17.90	36.00
Emmet	17.93	1.20	5.00	0.80	1.40	11.00	13.00	30.99
Grand Traverse	15.33	1.90	1.90	1.00	2.50	11.70	14.50	28.65
Iosco	27.31	1.00	1.60	0.80	1.90	18.50	28.90	41.23
Kalkaska	17.80	0.90	1.30	0.60	1.60	17.00	20.20	43.13
Leelanau	25.61	1.30	4.70	0.80	3.80	11.10	17.10	26.72
Manistee	22.01	4.00	3.30	0.60	2.80	17.80	29.20	38.29
Missaukee	18.28	0.80	1.20	0.60	2.40	16.10	23.10	43.17
Montmorency	28.72	0.40	2.10	0.00	1.20	15.80	22.80	43.81
Ogemaw	23.81	0.50	1.70	0.50	1.70	21.50	32.00	45.98
Oscoda	25.78	0.70	2.10	0.00	1.10	18.90	28.00	47.82
Otsego	18.03	1.00	1.70	0.70	1.40	13.40	20.40	31.46
Presque Isle	28.31	0.80	1.20	0.50	1.00	13.70	21.00	37.89
Roscommon	29.12	0.60	1.60	0.60	1.30	22.10	32.40	48.48
Wexford	16.53	0.90	1.70	0.80	1.70	18.90	29.00	41.54



Source: U.S. Census Bureau, 2010-2014 American Community Survey 5-Year Estimates.
 Prepared by Wayne State University Center for Urban Studies (2016)

Medically Underserved Areas and Populations (MUA/P), 2016

Northern Lower Michigan AHEC Region



Designated Area Type

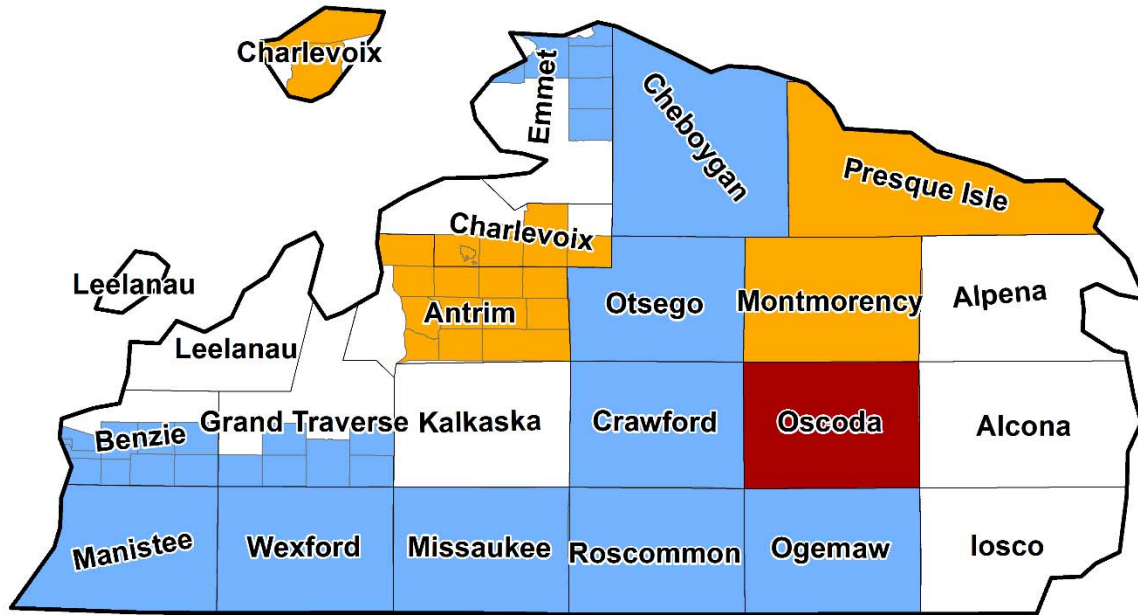
-  Medically Underserved Area (MUA)
-  Medically Underserved Population (MUP)

Source: HRSA Data Warehouse, 2016.

Prepared by Wayne State University Center for Urban Studies (2016)

Healthcare Professional Shortage Area (HPSA) – Primary Care, 2016

Northern Lower Michigan AHEC Region



Designated Area Type

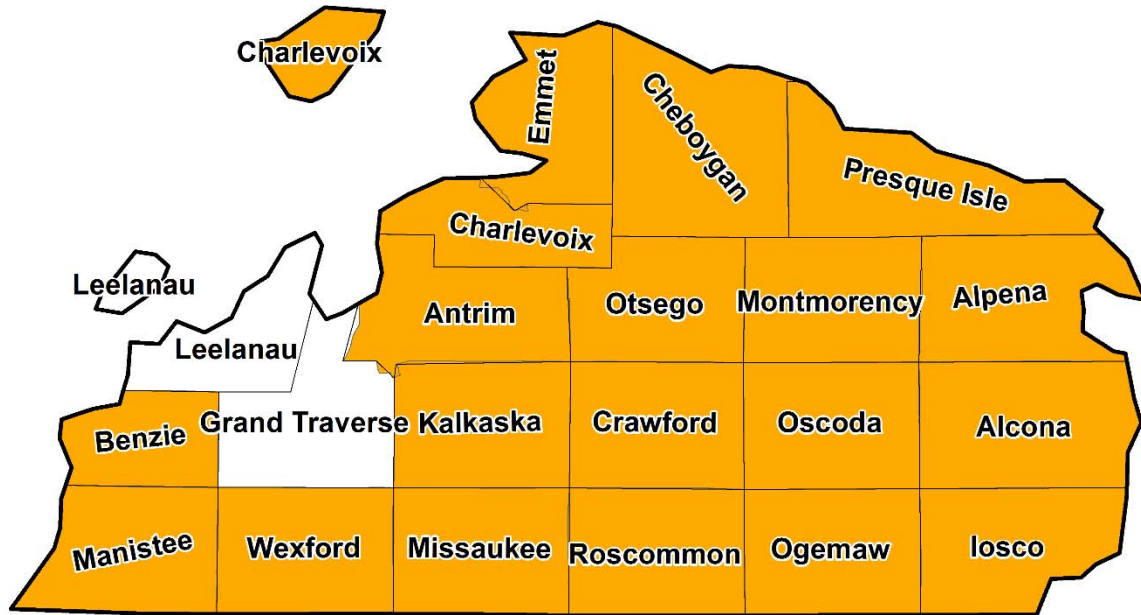
- Geographic Shortage Area
- High Needs Geographic Shortage Area
- Population Shortage Area

Source: HRSA Data Warehouse, 2016.




Prepared by Wayne State University Center for Urban Studies (2016)

Healthcare Professional Shortage Area (HPSA) – Mental Health, 2016

Northern Lower Michigan AHEC Region



Designated Area Type

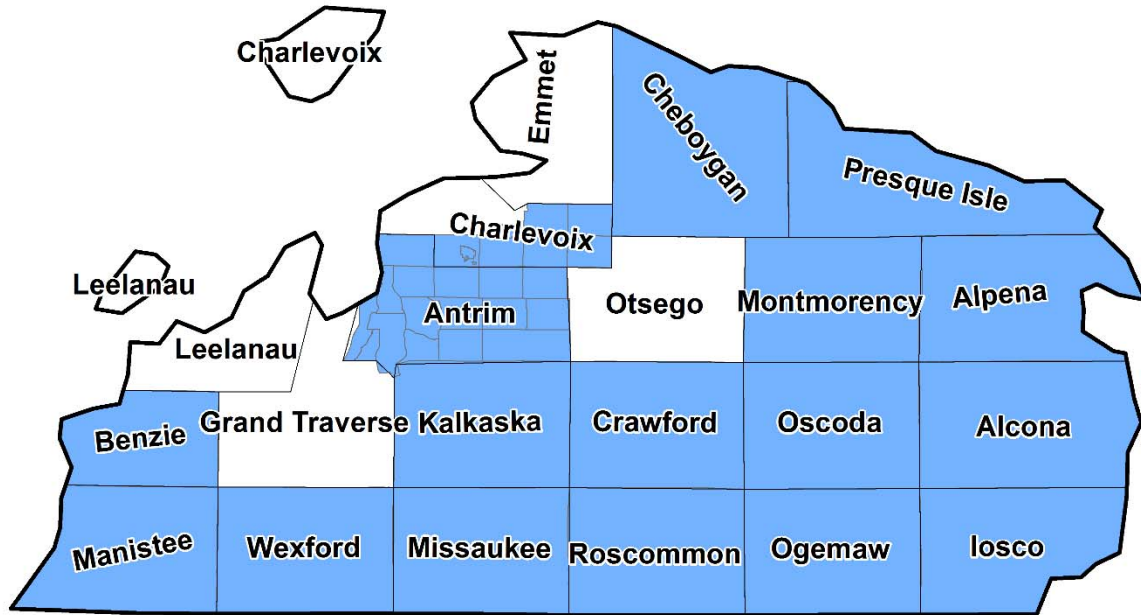
-  Geographic Shortage Area
-  High Needs Geographic Shortage Area
-  Population Shortage Area

Source: HRSA Data Warehouse, 2016.

Prepared by Wayne State University Center for Urban Studies (2016)

Healthcare Professional Shortage Area (HPSA) – Dental Care, 2016

Northern Lower Michigan AHEC Region



Designated Area Type

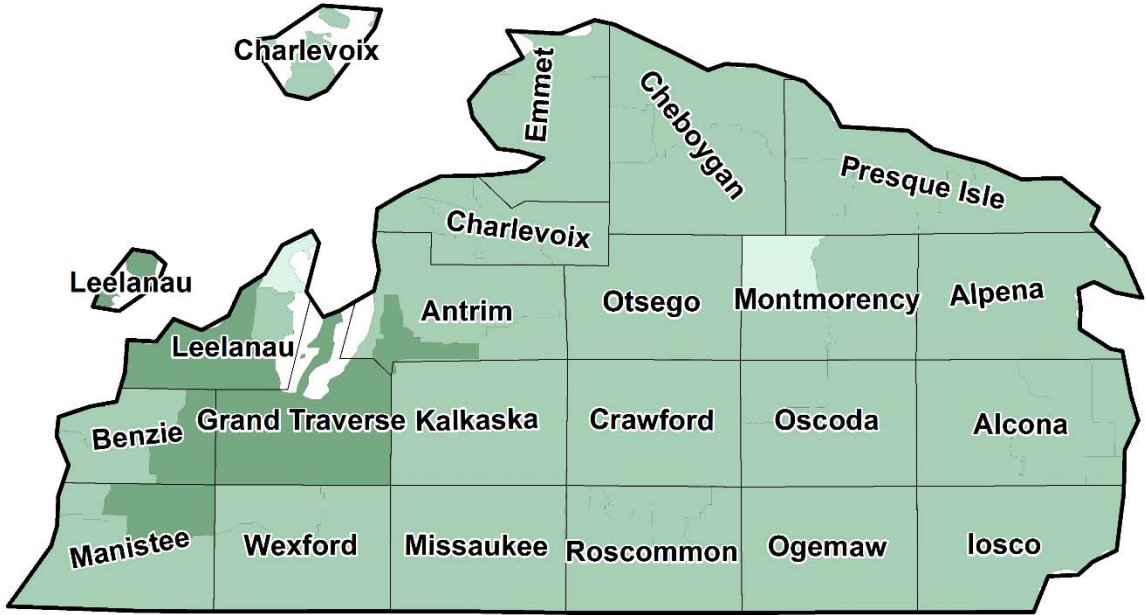
- Geographic Shortage Area
- High Needs Geographic Shortage Area
- Population Shortage Area

Source: HRSA Data Warehouse, 2016.

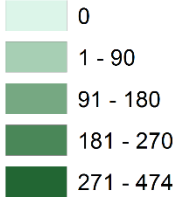
Prepared by Wayne State University Center for Urban Studies (2016)

Clinically Active Primary Care Physicians, 2010

Northern Lower Michigan AHEC Region



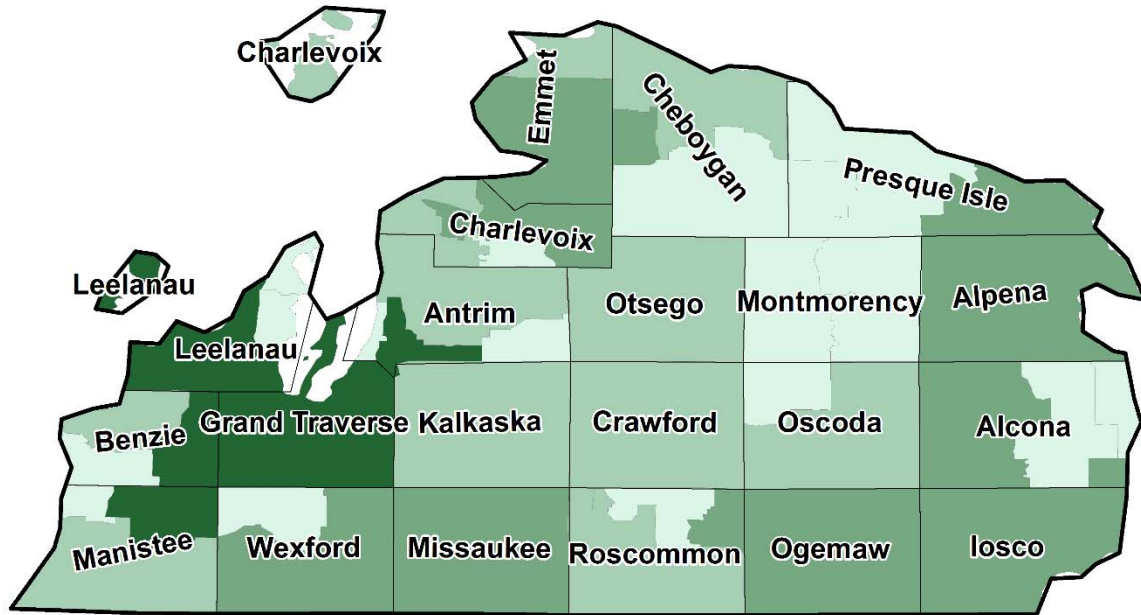
Number of Physicians by Primary Care Service Area (PCSA)



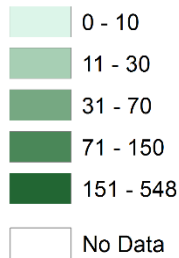
Source: American Medical Association Physician Masterfile, 2010.
 Prepared by Wayne State University Center for Urban Studies (2016)

Clinically Active Primary Care Providers

Northern Lower Michigan AHEC Region



Number of Providers* by Primary Care Service Area (PCSA)



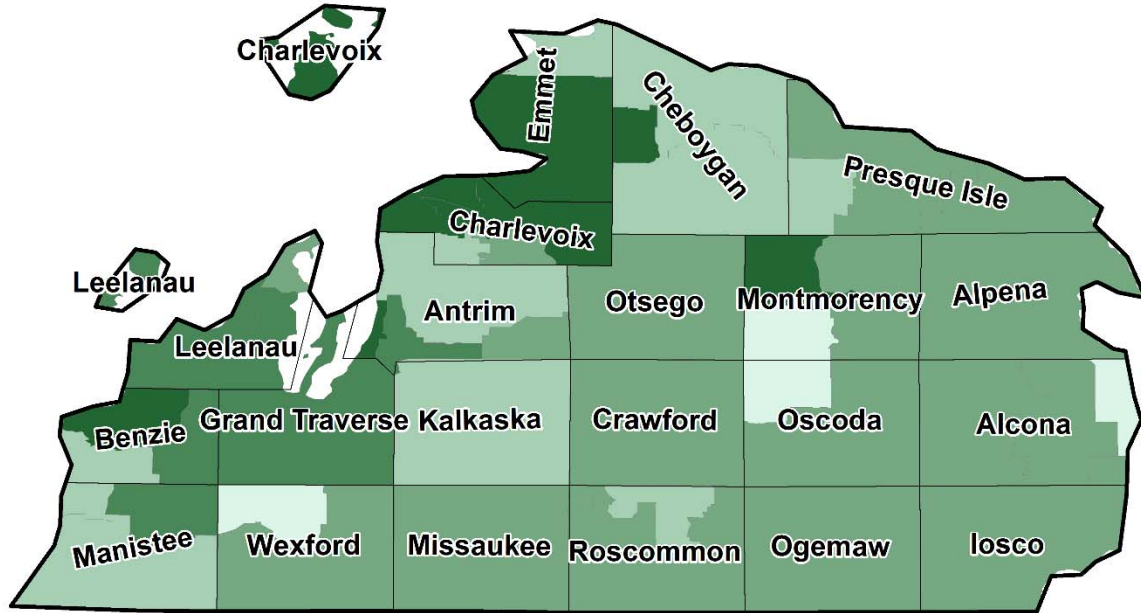
*Includes Primary Care Physicians (PCP), Physician Assistants (PA), FTE Nurse Practitioners (NP), and FTE Certified Nurse Midwives (CNM)

Source: AMA Physician Masterfile, 2010; American Academy of Physician Assistants, 2009; CMS National Provider Identifier Data, 2012; American College of Nurse Midwives, 2009

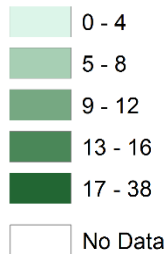
Prepared by Wayne State University Center for Urban Studies (2016)

Clinically Active Primary Care Providers per 10,000 People

Northern Lower Michigan AHEC Region



Number of Providers* by Primary Care Service Area (PCSA) per 10,000 People



*Includes Primary Care Physicians (PCP), Physician Assistants (PA), FTE Nurse Practitioners (NP), and FTE Certified Nurse Midwives (CNM)

Source: AMA Physician Masterfile, 2010; American Academy of Physician Assistants, 2009; CMS National Provider Identifier Data, 2012; American College of Nurse Midwives, 2009; US Census, 2010
 Prepared by Wayne State University Center for Urban Studies (2016)

Licensed Nurses

Northern Lower Michigan AHEC Region

	Total Population	Total Nurses	Nurses Per 10,000 Residents	Total Nurse Practitioners (NPs)	NPs per 10,000 Residents	Total Certified Nurse Midwives (CNMs)	CNMs per 10,000 residents
<i>Michigan</i>	9,922,576	148,618	149.8	5,209	5.2	301	0.3
Alcona	10,349	133	128.5	5	4.8	-	-
Alpena	28,803	648	225.0	19	6.6	3	1.0
Antrim	23,154	291	125.7	8	3.5	-	-
Benzie	17,457	295	169.0	9	5.2	-	-
Charlevoix	26,238	462	176.1	14	5.3	1	0.4
Cheboygan	25,427	260	102.3	3	1.2	-	-
Crawford	13,801	205	148.5	7	5.1	-	-
Emmet	33,161	785	236.7	35	10.6	5	1.5
Grand Traverse	91,636	2,120	231.4	91	9.9	3	0.3
Iosco	25,345	369	145.6	18	7.1	-	-
Kalkaska	17,260	194	112.4	7	4.1	-	-
Leelanau	21,981	312	141.9	16	7.3	6	2.7
Manistee	24,461	338	138.2	9	3.7	1	0.4
Missaukee	14,903	167	112.1	2	1.3	1	0.7
Montmorency	9,259	132	142.6	1	1.1	-	-
Ogemaw	20,937	364	173.9	14	6.7	-	-
Oscoda	8,251	84	101.8	2	2.4	-	-
Otsego	24,253	364	150.1	15	6.2	1	0.4
Presque Isle	12,841	244	190.0	8	6.2	-	-
Roscommon	23,898	404	169.1	15	6.3	-	-
Wexford	33,003	447	135.4	11	3.3	2	0.6

Source: Michigan Nurse Mapping, 2015; U.S. Census Bureau, 2010-2014 American Community Survey 5-Year Estimates.

Prepared by Wayne State University Center for Urban Studies (2016)

Federally Qualified Health Center

Northern Lower Michigan AHEC Region

Name	Address	City	State	ZIP Code	County	Telephone
AHC TIGER HEALTH EXTENSION	181 N Barlow Rd	Harrisville	MI	48740-9607	Alcona County	989-736-8716
AHC TIGER HEALTH EXTENSION - ALCONA MIDDLE & HIGH SCHOOL	51 N Barlow Rd	Harrisville	MI	48740-9606	Alcona County	989-736-8534
ALCONA HEALTH CENTER	177 N Barlow Rd	Lincoln	MI	48742	Alcona County	989-736-8157
ALCONA HEALTH CENTERS - HARRISVILLE SERVICES	205 N State St Ste A	Harrisville	MI	48740-9255	Alcona County	989-724-5655
ALCONA HLTH CTR-ALPENA SERVICES	1185 Us Highway 23 N	Alpena	MI	49707-8004	Alpena County	989-356-4049
ALCONA HLTH CTRS-OSSINEKE SVCS	11745 Us Highway 23 S	Ossineke	MI	49766-9582	Alpena County	989-471-2156
ALPENA HIGH SCHOOL	3303 S Third Ave	Alpena	MI	49707-3307	Alpena County	989-358-5200
ALPENA PUBLIC SCHOOLS ELLA WHITE ELEMENTARY SCHOOL	201 N Ripley Blvd	Alpena	MI	49707-3403	Alpena County	989-358-5950
ALPENA PUBLIC SCHOOLS THUNDER BAY JUNIOR HIGH	3500 S Third Ave	Alpena	MI	49707-4105	Alpena County	989-358-5800
ALPENA PUBLIC SCHOOLS WILSON ELEMENTARY SCHOOL	4999 Herron Rd	Herron	MI	49744-9600	Alpena County	989-358-5043
LINCOLN SCHOOL WILDCAT HEALTH EXTENSION	309 W Lake St	Alpena	MI	49707-2216	Alpena County	989-358-5900
BELLAIRE FAMILY HEALTH CENTER	4955 S M 88 Hwy	Bellaire	MI	49615-9082	Antrim County	231-533-8649
BELLAIRE FAMILY HEALTH CENTER	307 E Cayuga St	Bellaire	MI	49615-9707	Antrim County	231-533-8649
CENTRAL LAKE FAMILY HLTH CENTER	7960 W Old State Rd	Central Lake	MI	49622-5149	Antrim County	231-544-3700
NORTHWEST MICHIGAN HEALTH SERVICES, INC.	6051 Frankfort Highway; Suite 1000	Benzonia	MI	49616	Benzie County	231-947-1112 x100

Name	Address	City	State	ZIP Code	County	Telephone
NORTHWEST MICHIGAN HEALTH SERVICES, INC.	6051 Frankfort Hwy	Benzonia	MI	49616-9558	Benzie County	231-947-1112 x205
CHARLEVOIX AREA HOSPITAL	14700 Lake Shore Dr	Charlevoix	MI	49720-1931	Charlevoix County	231-547-4024
EAST JORDAN FAMILY HEALTH CENTER	601 Bridge St	East Jordan	MI	49727-9383	Charlevoix County	231-536-2206
ALCONA HEALTH CENTER CHEBOYGAN SITE	748 S Main St	Cheboygan	MI	49721-2220	Cheboygan County	800-248-6777
CHEBOYGAN AREA SCHOOLS - EAST ELEMENTARY	440 Garfield Ave	Cheboygan	MI	49721-2011	Cheboygan County	231-627-7191
CHEBOYGAN INTERMEDIATE SCHOOL	905 W Lincoln Ave	Cheboygan	MI	49721-1858	Cheboygan County	231-627-7103
CHEBOYGAN INVERNESS ACADEMY	7461 N Straits Hwy	Cheboygan	MI	49721-8558	Cheboygan County	231-627-4436
INDIAN RIVER HEALTH CENTER	6135 Cressy St	Indian River	MI	49749-5151	Cheboygan County	231-238-8908
INLAND LAKES ELEMENTARY SCHOOL	6800 Wilson Rd	Indian River	MI	49749-9447	Cheboygan County	231-238-6868
INLAND LAKES SECONDARY SCHOOL	4363 S Straits Hwy	Indian River	MI	49749-9457	Cheboygan County	231-238-6868
ALCONA HEALTH CENTER EMMET COUNTY SITE	3434 M 119	Harbor Springs	MI	49740-9373	Emmet County	231-347-6014
TRAVERSE HEALTH CLINIC AND COALITION	3147 Logan Valley Rd	Traverse City	MI	49684-4772	Grand Traverse County	231-935-0668
TRAVERSE HEALTH CLINIC AND COALITION ADMINISTRATION SITE	3155 Logan Valley Rd	Traverse City	MI	49684-4772	Grand Traverse County	231-935-0351
ALCONA HLTH CTRS - OSCODA SVCS	5671 N Skeel Ave Ste 8	Oscoda	MI	48750-1535	Iosco County	989-739-2550
HALE CLINIC- STERLING AREA HEALTH CENTER	436 W Main St	Hale	MI	48739-9246	Iosco County	989-654-2491
NORTHWEST MICHIGAN HEALTH SERVICES, INC.	10767 E Traverse Hwy	Traverse City	MI	49684-6219	Leelanau County	231-947-0351
N.W. MICHIGAN HEALTH SVCS, INC.	6433 Eight Mile Rd	Bear Lake	MI	49614	Manistee County	231-889-5600

Name	Address	City	State	ZIP Code	County	Telephone
GREAT LAKES FAMILY CARE - MCBAIN	117 N Roland St	Mc Bain	MI	49657-9683	Missaukee County	231-745-2743
ATLANTA COMMUNITY SCHOOLS	10500 County Road 489	Atlanta	MI	49709-8000	Montmorency County	989-785-4429
HILLMAN COMMUNITY SCHOOLS	245 E 3rd St	Hillman	MI	49746-9213	Montmorency County	989-742-4537
HILLMAN COMMUNITY SCHOOLS - HIGH SCHOOL	26042 M 32 S	Hillman	MI	49746-9788	Montmorency County	989-742-4538
LEWISTON ELEMENTARY SCHOOL	4580 Montmorency St	Lewiston	MI	49756-7862	Montmorency County	989-786-2253
MEDILODGE OF HILLMAN	631 Caring St	Hillman	MI	49746-8818	Montmorency County	989-742-4581
THUNDER BAY COMM HEALTH SERVICE - ATLANTA	11899 M 32	Atlanta	MI	49709-9374	Montmorency County	989-785-4855
THUNDER BAY COMMUNITY HEALTH SERVICE - HILLMAN	15774 State St	Hillman	MI	49746-7961	Montmorency County	989-742-4583
HDI WEST BRANCH OB/GYN & MIDWIFERY SERVICES	621 Court St Ste 102	West Branch	MI	48661-8768	Ogemaw County	989-345-0100
OGEMAW CLINIC OF STERLING AHC	1827 Greenwood Rd	Prescott	MI	48756-8626	Ogemaw County	989-873-6200
STERLING AREA HEALTH CENTER - WEST BRANCH CLINIC	335 E Houghton Ave	West Branch	MI	48661-1127	Ogemaw County	989-343-9466
STERLING AREA HEALTH CTR DENTAL	5095 Rifle River Trl	Alger	MI	48610-9327	Ogemaw County	989-873-5152
FAIRVIEW AREA SCHOOLS	1879 E Miller Rd	Fairview	MI	48621-8705	Oscoda County	989-848-7000
MIO AUSABLE SCHOOLS	1110 8th St	Mio	MI	48647	Oscoda County	989-826-2400
JOHANNESBURG-LEWISTON AREA SCHOOLS	10854 M 32 E	Johannesburg	MI	49751-9622	Otsego County	989-731-2040
ONAWAY AREA COMMUNITY SCHOOLS	4549 M 33	Onaway	MI	49765-9623	Presque Isle County	989-733-2082
POSEN CONSOLIDATED SCHOOLS	10575 Michigan Ave	Posen	MI	49776-9125	Presque Isle County	989-742-4583

Name	Address	City	State	ZIP Code	County	Telephone
PRESQUE ISLE ACADEMY II	20830 Cedar St	Onaway	MI	49765-0731	Presque Isle County	989-733-6708
ROGERS CITY AREA SCHOOLS	532 W Erie St	Rogers City	MI	49779-1635	Presque Isle County	989-734-9150
THUNDER BAY COMMUNITY HEALTH SERVICE - ONAWAY	21258 68th Hwy # M	Onaway	MI	49765	Presque Isle County	989-733-2082
THUNDER BAY COMMUNITY HEALTH SERVICE - ROGERS CITY	205 S Bradley Hwy	Rogers City	MI	49779-2137	Presque Isle County	989-734-2052
HOUGHTON LAKE SBHC	4433 W Houghton Lake Dr	Houghton Lake	MI	48629-9786	Roscommon County	989-366-2061
MIDMICHIGAN HEALTH PARK - HOUGHTON LAKE	9249 W Lake City Rd	Houghton Lake	MI	48629-9602	Roscommon County	989-422-5122
MIDMICHIGAN MEDICAL OFFICES - ROSCOMMON	135 Lake St	Roscommon	MI	48653-7658	Roscommon County	989-275-8931
ROSCOMMON SBHC	299 E Sunset Dr	Roscommon	MI	48653-9393	Roscommon County	989-275-6658
GREAT LAKES FAMILY CARE	520 Cobb St	Cadillac	MI	49601-2588	Wexford County	231-775-6521

Source: HRSA Data Warehouse, 2016.

Prepared by Wayne State University Center for Urban Studies (2016)

High Schools in Region - Characteristics for 2015-16 School Year *

Northern Lower Michigan AHEC Region

School	Address	City	Zip Code	County	Total Enrollment	Percent Hispanic	Percent American Indian	Percent Asian	Percent Black	Percent Native Hawaiian	Percent White	Percent Multiracial	Percent Free or Reduced Lunch	Mean ACT Score*
Alcona Community High School	P.O. BOX 249	LINCOLN	48742	Alcona	360	1%	1%	1%	1%	0%	96%	0%	59%	18.9
Alpena High School	3303 SOUTH THIRD AVE	ALPENA	49707	Alpena	1309	1%	1%	1%	1%	0%	95%	2%	48%	20.7
OxBow ACES Academy/Alternative and Adult Ed	700 PINECREST ST	ALPENA	49707	Alpena	121	1%	1%	0%	0%	0%	97%	2%	76%	16
Pied Piper School	444 WILSON ST	ALPENA	49707	Alpena	30	0%	0%	0%	0%	0%	93%	7%	90%	N/A
Alba School	P.O. BOX 10	ALBA	49611	Antrim	136	1%	1%	0%	1%	0%	90%	7%	73%	16.3
Bellaire Middle/High School	204 WEST FORREST HOME AVE	BELLAIRE	49615	Antrim	233	2%	1%	2%	1%	0%	88%	6%	29%	18.4
Central Lake Public Schools	8190 W STATE ST	CENTRAL LAKE	49622	Antrim	288	2%	2%	0%	0%	1%	92%	2%	59%	19
Elk Rapids High School	308 MEGUZEE PT	ELK RAPIDS	49629	Antrim	384	3%	2%	1%	2%	0%	92%	1%	16%	22.1
Sunrise Academy	308 MEGUZEE PT	ELK RAPIDS	49629	Antrim	20	35%	15%	0%	0%	0%	50%	0%	80%	13.6
Ellsworth Community School	9467 PARK ST	ELLSWORTH	49729	Antrim	272	8%	4%	1%	2%	0%	80%	5%	60%	19.8
Mancelona High School	P.O. BOX 739	MANCELONA	49659	Antrim	285	1%	0%	0%	0%	0%	98%	1%	60%	17.9
North Central Academy Campus	5055 COREY RD	MANCELONA	49659	Antrim	191	1%	0%	0%	0%	0%	95%	4%	63%	18.3
Benzie Academy	9300 HOMESTEAD RD	BENZONIA	49616	Benzie	65	0%	8%	0%	2%	0%	89%	2%	71%	16.5
Benzie Central Sr. High School	P.O. BOX 240	BENZONIA	49616	Benzie	443	4%	3%	0%	1%	0%	92%	1%	48%	21
Frankfort High School	534 11TH ST	FRANKFORT	49635	Benzie	256	5%	2%	1%	1%	0%	88%	3%	43%	20.7
Beaver Island Community School	37895 KINGS HWY	BEAVER ISLAND	49782	Charlevoix	51	0%	0%	0%	0%	0%	98%	2%	39%	20.6
Boyne City High School	1035 BOYNE AVE	BOYNE CITY	49712	Charlevoix	398	3%	1%	0%	1%	0%	92%	3%	32%	21.4
Concord Academy - Boyne	401 EAST DIETZ RD	BOYNE CITY	49712	Charlevoix	192	2%	1%	0%	1%	0%	92%	5%	14%	20.3
Morgan-Shaw School	321 S PARK ST	BOYNE CITY	49712	Charlevoix	18	6%	0%	0%	0%	0%	78%	17%	44%	15.7
Boyne Falls Public School	PO BOX 356	BOYNE FALLS	49713	Charlevoix	151	0%	1%	1%	1%	0%	84%	13%	62%	19.4
Beaver Island Lighthouse Program	104 EAST SAINT MARYS DR	CHARLEVOIX	49720	Charlevoix	14	7%	14%	7%	0%	0%	64%	7%	36%	14.2
Char-Em Alternative Programs	8568 MERCER RD	CHARLEVOIX	49720	Charlevoix	46	4%	13%	0%	0%	0%	65%	17%	100%	N/A
Char-Em Programs	8568 MERCER RD	CHARLEVOIX	49720	Charlevoix	103	1%	4%	0%	3%	0%	89%	3%	62%	19
Charlevoix Middle/ High School	5200 MARION CENTER RD	CHARLEVOIX	49720	Charlevoix	534	3%	3%	1%	1%	0%	90%	1%	31%	20
Charlevoix Montessori Academy for the Arts	115 WEST HURLBUT ST	CHARLEVOIX	49720	Charlevoix	59	5%	3%	0%	2%	0%	88%	2%	68%	17.4
East Jordan High School	P.O. BOX 399	EAST JORDAN	49727	Charlevoix	410	5%	2%	0%	0%	0%	87%	6%	48%	19.1
Cheboygan Area High School	801 WEST LINCOLN AVE	CHEBOYGAN	49721	Cheboygan	714	2%	2%	0%	0%	0%	84%	12%	59%	19.5
Cheboygan Virtual Academy	PO BOX 100	CHEBOYGAN	49721	Cheboygan	40	0%	0%	0%	0%	0%	90%	10%	85%	17.5
Inverness Academy	PO BOX 100	CHEBOYGAN	49721	Cheboygan	52	0%	0%	0%	0%	0%	90%	10%	77%	15.2
COP ESD Programs	6065 LEARNING LN	INDIAN RIVER	49749	Cheboygan	112	0%	0%	0%	1%	0%	98%	1%	38%	N/A
Inland Lakes Secondary School	4363 SOUTH STRAITS HWY	INDIAN RIVER	49749	Cheboygan	443	1%	2%	1%	0%	0%	91%	5%	54%	19.2
Wolverine Middle/High School	P.O. BOX 219	WOLVERINE	49799	Cheboygan	126	1%	2%	1%	1%	0%	94%	1%	70%	17.9
Grayling High School	1135 NORTH OLD 27	GRAYLING	49738	Crawford	486	4%	0%	2%	0%	0%	90%	3%	49%	21.9
Great Lakes On-line Education	1135 N OLD 27	GRAYLING	49738	Crawford	53	2%	2%	4%	2%	0%	91%	0%	45%	18.3
Alanson Public School	7400 NORTH ST	ALANSON	49706	Emmet	262	3%	4%	1%	1%	0%	81%	11%	60%	19.7
Harbor Springs High School	327 EAST BLUFF DR	HARBOR SPRINGS	49740	Emmet	283	3%	6%	0%	0%	0%	87%	4%	22%	21.7
Mackinaw City K-12 School	609 WEST CENTRAL AVE	MACKINAW CITY	49701	Emmet	153	3%	1%	1%	3%	0%	84%	8%	27%	24.1
Pellston Middle/High School	172 PARK ST	PELLSTON	49769	Emmet	295	1%	4%	0%	2%	0%	79%	14%	51%	18.7
Concord Academy - Petoskey	2468 ATKINS RD	PETOSKEY	49770	Emmet	178	3%	3%	1%	0%	1%	88%	4%	30%	20.2
Petoskey High School	1500 HILL ST	PETOSKEY	49770	Emmet	965	2%	4%	1%	1%	0%	86%	6%	32%	21
Kingsley Area High School	402 FENTON ST	KINGSLEY	49649	Grand Traverse	451	2%	1%	0%	0%	0%	96%	1%	35%	20
Central High School	1150 MILLIKEN DR	TRAVERSE CITY	49686	Grand Traverse	1416	3%	2%	4%	1%	0%	88%	3%	22%	21.2
East Middle School	1776 3 MILE RD N	TRAVERSE CITY	49686	Grand Traverse	880	5%	3%	1%	1%	0%	87%	3%	28%	N/A
Grand Traverse Academy	1245 HAMMOND RD E	TRAVERSE CITY	49686	Grand Traverse	1173	3%	2%	1%	1%	0%	91%	2%	21%	22.6
New Campus Center	1100 SILVER DR	TRAVERSE CITY	49684	Grand Traverse	58	7%	2%	3%	5%	0%	83%	0%	76%	N/A
TBA ISD Traverse Heights	933 ROSE ST	TRAVERSE CITY	49686	Grand Traverse	71	3%	0%	0%	8%	0%	89%	0%	44%	N/A
Traverse City High School	3962 3 MILE RD N	TRAVERSE CITY	49686	Grand Traverse	236	4%	4%	1%	3%	0%	86%	2%	57%	16.7
West Senior High	5376 NORTH LONG LAKE RD	TRAVERSE CITY	49684	Grand Traverse	1620	3%	2%	2%	1%	0%	91%	2%	24%	20.9
Alternative Educational Academy of Iosco County	1230 EAST U.S. 23	EAST TAWAS	48730	Iosco	135	3%	0%	0%	0%	0%	92%	5%	73%	16.4
Hale High School	311 N WASHINGTON ST	HALE	48739	Iosco	131	1%	0%	0%	2%	0%	94%	4%	66%	17.4
Oscoda Area High School	3550 EAST RIVER RD	OSCODA	48750	Iosco	541	5%	1%	1%	1%	0%	90%	3%	64%	18.5
Iosco RESA Special Education	27 NORTH REMPERT RD	TAWAS CITY	48763	Iosco	77	0%	0%	0%	0%	0%	96%	4%	68%	N/A
Tawas Area High School	255 WEST M 55	TAWAS CITY	48763	Iosco	535	1%	1%	1%	0%	0%	95%	1%	47%	21.1
Whittemore-Prescott Jr/Sr High School	P.O. BOX 250	WHITTEMORE	48770	Iosco	393	1%	2%	0%	1%	0%	96%	1%	76%	17.6
Forest Area High School	7741 SHIPPY RD SOUTHWEST	FIFE LAKE	49633	Kalkaska	162	2%	3%	0%	1%	0%	93%	1%	63%	18.2

School	Address	City	Zip Code	County	Total Enrollment	Percent Hispanic	Percent American Indian	Percent Asian	Percent Black	Percent Native Hawaiian	Percent White	Percent Multiracial	Percent Free or Reduced Lunch	Mean ACT Score*
Kalkaska High School	109 N. BIRCH STREET	KALKASKA	49646	Kalkaska	473	2%	0%	0%	1%	0%	96%	1%	51%	19.4
Northside Educational Center	405 E. DRESDEN STREET	KALKASKA	49646	Kalkaska	65	0%	3%	0%	3%	0%	91%	3%	68%	14
Leland Public School	P.O. BOX 498	LELAND	49654	Leelanau	475	18%	1%	1%	1%	0%	79%	0%	33%	20.7
Maple City-Glen Lake Jr/Sr High School	3375 WEST BURDICKVILLE RD	MAPLE CITY	49664	Leelanau	387	2%	1%	1%	1%	0%	94%	0%	28%	20.5
Northport Public School	P.O. BOX 188	NORTHPORT	49670	Leelanau	159	4%	25%	1%	1%	0%	69%	0%	29%	18.9
Suttons Bay Senior High School	310 ELM STREET	SUTTONS BAY	49682	Leelanau	264	13%	19%	3%	1%	0%	59%	6%	40%	19.5
Suttons Bay Virtual School	310 ELM STREET	SUTTONS BAY	49682	Leelanau	161	2%	2%	0%	6%	0%	87%	4%	47%	18.5
Bear Lake High School	7748 CODY ST	BEAR LAKE	49614	Manistee	152	8%	1%	1%	0%	0%	89%	1%	49%	18.4
Brethren High School	4400 NORTH HIGH BRIDGE RD	BRETHREN	49619	Manistee	158	3%	2%	1%	3%	0%	89%	3%	61%	19.2
Casman Alternative Academy	225 9TH ST	MANISTEE	49660	Manistee	66	3%	5%	0%	0%	0%	83%	9%	86%	15.4
Manistee ISD Center Programs	772 E PARKDALE AVE	MANISTEE	49660	Manistee	50	6%	0%	0%	0%	2%	88%	4%	66%	N/A
Manistee Middle High School	525 12TH ST	MANISTEE	49660	Manistee	744	4%	5%	0%	2%	0%	87%	3%	44%	20
Michigan Great Lakes Virtual Academy	50 FILER ST STE F	MANISTEE	49660	Manistee	2353	7%	1%	1%	18%	0%	69%	3%	56%	17.6
Onekama Consolidated Schools	5016 MAIN ST	ONEKAMA	49675	Manistee	428	6%	4%	0%	0%	0%	86%	4%	48%	18.8
Lake City High School	P.O. BOX 900	LAKE CITY	49651	Missaukee	351	4%	1%	1%	2%	0%	91%	1%	52%	20.3
McBain Jr/Sr High School	107 EAST MAPLE ST	MC BAIN	49657	Missaukee	557	5%	0%	0%	1%	0%	94%	0%	41%	18.3
Atlanta Community Schools	P.O. BOX 619	ATLANTA	49709	Montmorency	258	2%	1%	0%	1%	0%	92%	3%	59%	15.5
Hillman Community Jr/Sr High School	26042 M 32 S	HILLMAN	49746	Montmorency	227	1%	1%	1%	0%	0%	95%	0%	58%	17.8
Alternative Educational Academy of Ogemaw County	2389 S M 76	WEST BRANCH	48661	Ogemaw	117	3%	1%	0%	0%	0%	93%	3%	84%	15.9
Ogemaw Heights High School	P.O. BOX 308	WEST BRANCH	48661	Ogemaw	636	2%	1%	1%	0%	0%	95%	1%	52%	19.5
Fairview School	1879 EAST MILLER RD	FAIRVIEW	48621	Oscoda	292	1%	0%	0%	1%	0%	98%	0%	70%	20.2
Mio-AuSable High School	1110 WEST 8TH ST	MIO	48647	Oscoda	307	3%	0%	1%	0%	0%	95%	1%	58%	21.1
Gaylord High School/Voc. Bldg.	90 LIVINGSTON BLVD	GAYLORD	49735	Otsego	991	2%	1%	1%	1%	0%	93%	1%	38%	20.9
Gaylord Virtual Instruction Program	615 S ELM AVE	GAYLORD	49735	Otsego	7	14%	0%	0%	0%	0%	86%	0%	29%	19
Johannesburg-Lewiston High School	PO BOX 69	JOHANNESBURG	49751	Otsego	238	1%	0%	0%	0%	0%	99%	0%	46%	20.1
Vanderbilt Area School	947 DONOVAN ST	VANDERBILT	49795	Otsego	122	3%	2%	0%	0%	0%	93%	2%	59%	19.5
Onaway Senior High School	4549 M 33	ONAWAY	49765	Presque Isle	193	3%	0%	0%	0%	0%	95%	2%	50%	19.1
Presque Isle Academy II	20830 CEDAR STREET	ONAWAY	49765	Presque Isle	29	0%	0%	0%	0%	0%	100%	0%	66%	15
Posen Consolidated High School	P.O. BOX 187	POSEN	49776	Presque Isle	121	0%	0%	2%	0%	0%	98%	0%	56%	17.5
Rogers City High School	1033 WEST HURON AVE	ROGERS CITY	49779	Presque Isle	335	1%	0%	0%	1%	0%	96%	1%	57%	18.6
Houghton Lake Adult Education	179 CLOVERLEAF LN	HOUGHTON LAKE	48629	Roscommon	73	3%	1%	0%	0%	1%	95%	0%	79%	N/A
Houghton Lake High School	4433 WEST HOUGHTON LAKE DR	HOUGHTON LAKE	48629	Roscommon	492	1%	1%	1%	2%	0%	95%	0%	69%	18.9
C.O.O.R. Special Educational Center	11051 NORTH CUT RD	ROSCOMMON	48653	Roscommon	81	1%	2%	0%	1%	0%	94%	1%	72%	N/A
Roscommon High School	P.O. BOX 825	ROSCOMMON	48653	Roscommon	449	3%	2%	1%	1%	0%	92%	1%	46%	20.5
Second Chance Academy	500 LAKE ST	ROSCOMMON	48653	Roscommon	15	0%	0%	0%	13%	0%	87%	0%	93%	15.3
Charlton Heston Academy	1350 N SAINT HELEN RD	SAINT HELEN	48656	Roscommon	484	3%	0%	0%	1%	0%	94%	1%	76%	N/A
Buckley Community Schools	305 SOUTH 1ST ST	BUCKLEY	49620	Wexford	417	1%	0%	0%	0%	0%	96%	2%	53%	19.7
Cadillac Senior High School	400 LINDEN ST	CADILLAC	49601	Wexford	829	3%	1%	1%	1%	0%	92%	3%	39%	20.4
Coolley High School	221 GRANITE ST	CADILLAC	49601	Wexford	141	4%	1%	0%	0%	1%	89%	5%	55%	17.2
Wexford-Missaukee ISD Special Education	9907 EAST 13TH ST	CADILLAC	49601	Wexford	94	1%	1%	0%	1%	0%	97%	0%	86%	N/A
Manton Consolidated High School	105 5TH ST	MANTON	49663	Wexford	282	1%	0%	0%	0%	0%	96%	1%	50%	17.9
Mesick Consolidated Jr/Sr High School	P.O. BOX 275	MESICK	49668	Wexford	302	1%	0%	1%	1%	0%	96%	1%	66%	18.3

*Mean ACT Score for the 2014-15 School Year

Source: Center for Educational Performance and Information (CEPI), 2016.
Prepared by Wayne State University Center for Urban Studies (2016)

Health Needs

Northern Lower Michigan AHEC Region

	Nativity Statistics		Mortality Statistics 3-year (2012-2014) average mortality rate (per 100,000 persons)				
	Low Weight Live Birth Rate (per 1,000 live births)	Inadequate Prenatal Care (% of live births)	Chronic Lower Respiratory		Unintentional		
			Cancer	Diseases	Heart Disease	Injury	Stroke
<i>Michigan</i>	83.8	27.3	208.7	54.3	243.2	41.7	44.9
Alcona	*	35.6	423.8	117.0	474.4	*	103.9
Alpena	63.6	18	303.4	66.4	324.2	43.5	50.4
Antrim	43.5	25.6	287.5	87.3	277.5	41.5	52.9
Benzie	62.5	27.5	290.7	74.5	223.5	68.8	64.9
Charlevoix	51.3	32.5	251.7	92.0	263.1	39.6	56.2
Cheboygan	69.8	22.3	324.4	85.6	290.6	45.4	79.2
Crawford	66.7	9.2	293.1	84.0	314.7	72.0	67.3
Emmet	66.2	17.9	231.9	71.6	277.2	43.3	67.6
Grand Traverse	72.2	24.1	196.8	50.8	175.7	50.1	59.6
Iosco	86.8	26.9	371.5	136.5	439.8	56.5	78.8
Kalkaska	65.5	30.4	237.6	71.6	285.9	58.2	42.5
Leelanau	*	23.6	261.9	65.9	225.1	50.5	59.7
Manistee	60.8	27.6	296.7	88.4	293.9	68.1	47.7
Missaukee	45.9	26	270.1	77.5	265.7	66.5	44.3
Montmorency	*	32.8	387.1	156.3	447.4	74.7	96.0
Ogemaw	62.5	26	298.5	121.0	443.0	73.9	69.1
Oscoda	117.6	41.2	361.9	86.9	437.8	82.5	94.7
Otsego	42.8	22.2	252.9	84.3	239.2	34.6	37.3
Presque Isle	*	20.4	344.9	125.1	347.1	61.4	104.7
Roscommon	56.3	16.2	396.0	145.8	495.9	59.8	59.7
Wexford	85	27.7	271.3	69.4	264.1	52.0	58.2

*An asterisk indicates the ratio does not meet standards of reliability or precision.

Source: Michigan Department of Health and Human Services, 2014.
Prepared by Wayne State University Center for Urban Studies (2016)

AHEC Needs Assessment

Upper Peninsula Michigan Region

Medically Underserved Summary Table	62
Medically Underserved Areas and Populations	63
Healthcare Professional Shortage Areas	64
Primary Care Physicians	67
All Clinically-Active Primary Care Providers	68
Licensed Nurses	70
Federally Qualified Health Centers	71
High Schools	72
Health Needs	74

Medically Underserved Population

Upper Peninsula Michigan AHEC Region

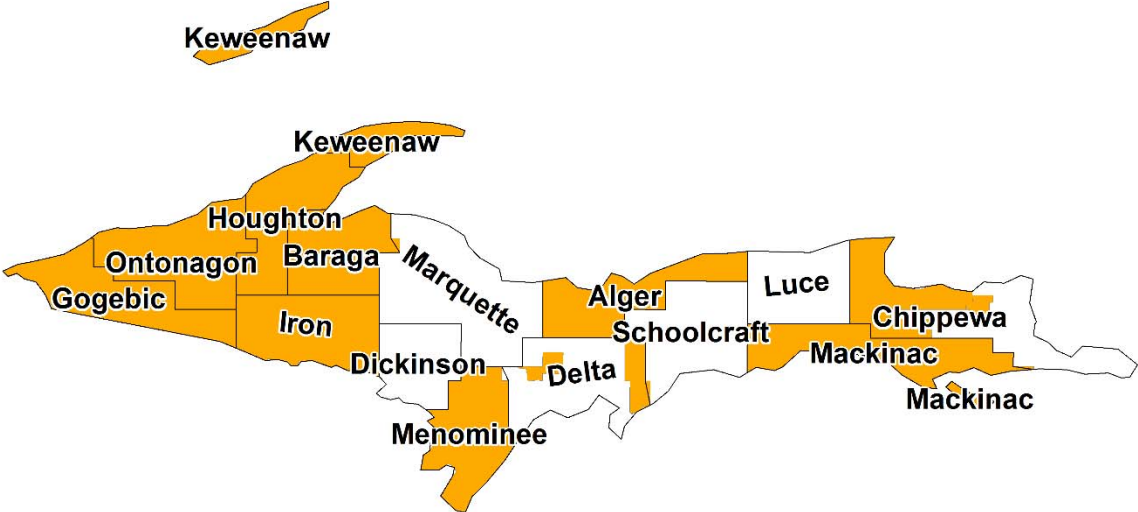
	Age Distribution	Racial/Ethnic Composition				Poverty		
	Persons 65 Years of Age and Older (%)	Black (%)	American Indian or Alaska Native (%)	Asian (%)	Hispanic (%)	Persons Living Below Poverty (%)	Children Living Below Poverty (%)	Persons Living Below 200% Poverty (%)
<i>Michigan</i>	14.53	15.30	1.40	3.20	4.60	16.90	23.70	34.54
Alger	22.58	7.10	6.40	0.20	1.30	13.90	19.20	34.45
Baraga	17.84	18.20	6.80	0.90	1.20	15.30	24.00	27.31
Chippewa	15.55	8.00	19.40	1.50	1.50	18.70	26.60	36.77
Delta	20.49	0.70	4.00	0.70	1.00	17.20	24.40	38.50
Dickinson	19.82	0.70	1.30	0.80	1.20	13.40	14.70	35.71
Gogebic	23.49	4.70	3.50	0.40	1.10	20.30	39.20	44.08
Houghton	15.50	1.30	1.30	3.40	1.30	22.20	18.70	43.84
Iron	27.84	1.20	1.30	0.50	1.60	14.60	25.10	39.09
Keweenaw	28.04	1.40	0.40	0.00	0.50	18.00	42.30	42.99
Luce	19.19	9.80	9.70	0.60	1.30	20.00	41.40	36.06
Mackinac	24.37	2.20	21.40	0.80	1.40	15.70	24.00	40.81
Marquette	15.60	2.40	3.00	0.90	1.30	16.80	17.30	33.34
Menominee	20.75	1.00	3.40	0.60	1.40	15.10	27.40	36.31
Ontonagon	31.35	0.90	1.60	0.40	1.00	16.30	25.40	43.67
Schoolcraft	23.20	0.90	9.90	2.00	0.90	20.20	32.10	44.77

Source: U.S. Census Bureau, 2010-2014 American Community Survey 5-Year Estimates.

Prepared by Wayne State University Center for Urban Studies (2016)

Medically Underserved Areas and Populations (MUA/P), 2016

Upper Peninsula Michigan AHEC Region



Designated Area Type

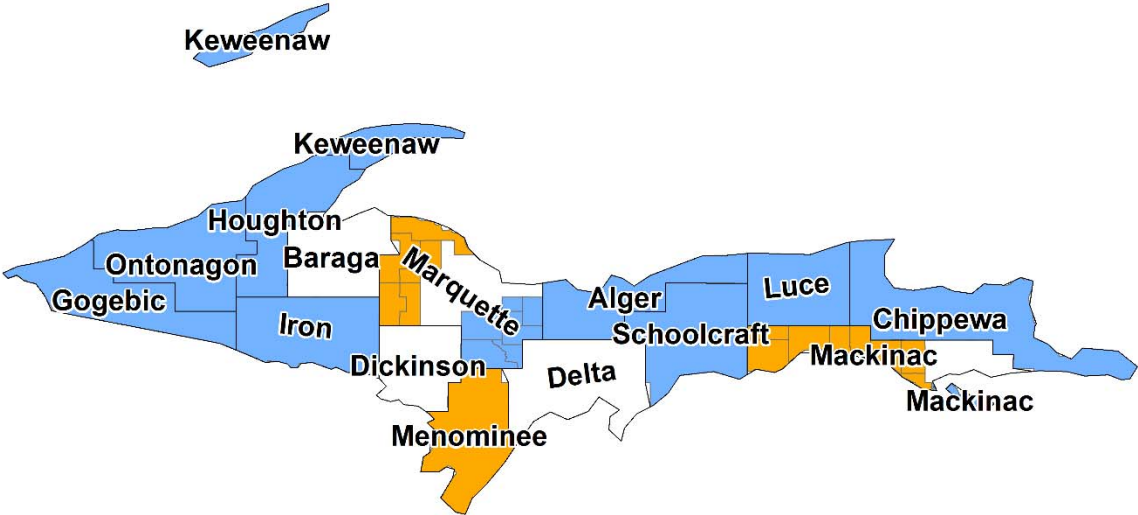
- Medically Underserved Area (MUA)
- Medically Underserved Population (MUP)

Source: HRSA Data Warehouse, 2016.

Prepared by Wayne State University Center for Urban Studies (2016)

Healthcare Professional Shortage Area (HPSA) – Primary Care, 2016

Upper Peninsula Michigan AHEC Region



Designated Area Type

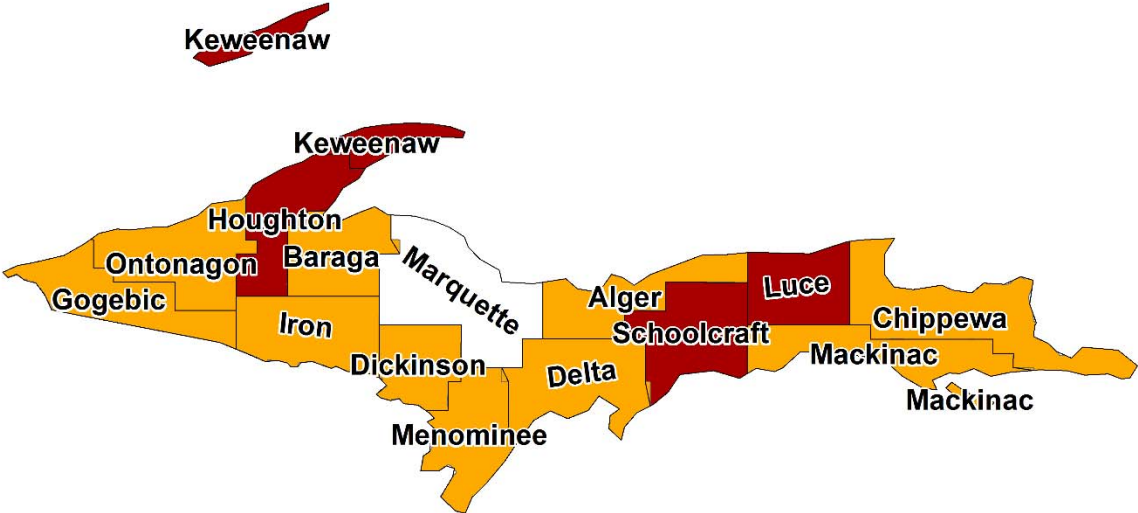
- Geographic Shortage Area
- High Needs Geographic Shortage Area
- Population Shortage Area

Source: HRSA Data Warehouse, 2016.

Prepared by Wayne State University Center for Urban Studies (2016)

Healthcare Professional Shortage Area (HPSA) – Mental Health, 2016

Upper Peninsula Michigan AHEC Region



Designated Area Type

- Geographic Shortage Area
- High Needs Geographic Shortage Area
- Population Shortage Area

Source: HRSA Data Warehouse, 2016.

Prepared by Wayne State University Center for Urban Studies (2016)

Healthcare Professional Shortage Area (HPSA) – Dental Care, 2016

Upper Peninsula Michigan AHEC Region



Designated Area Type

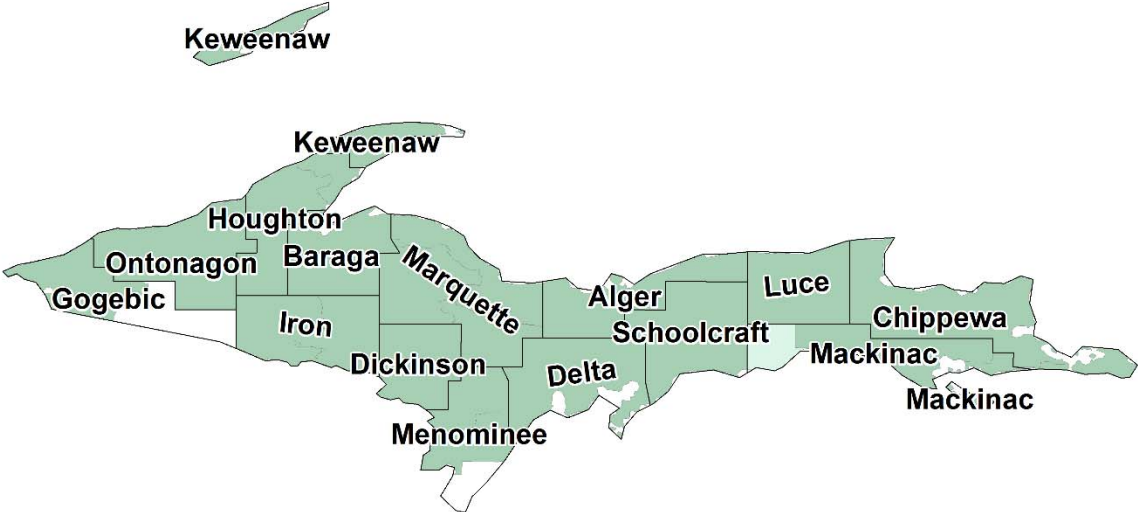
- Geographic Shortage Area
- High Needs Geographic Shortage Area
- Population Shortage Area

Source: HRSA Data Warehouse, 2016.

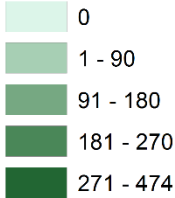
Prepared by Wayne State University Center for Urban Studies (2016)

Clinically Active Primary Care Physicians, 2010

Upper Peninsula Michigan AHEC Region



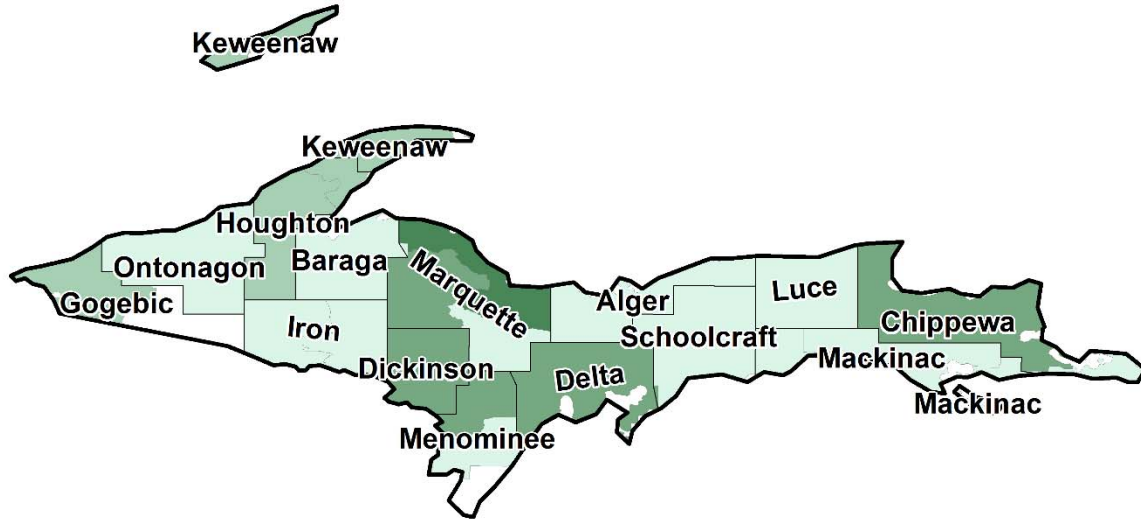
Number of Physicians by Primary Care Service Area (PCSA)



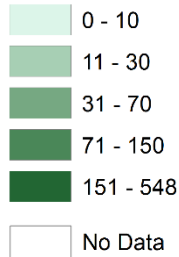
Source: American Medical Association Physician Masterfile, 2010.
Prepared by Wayne State University Center for Urban Studies (2016)

Clinically Active Primary Care Providers

Upper Peninsula Michigan AHEC Region



Number of Providers* by Primary Care Service Area (PCSA)



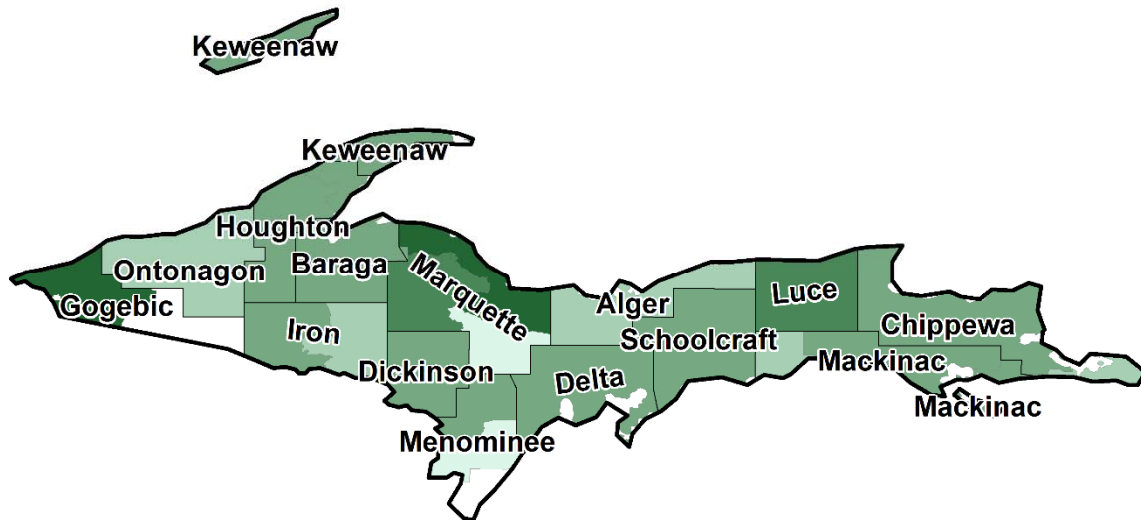
*Includes Primary Care Physicians (PCP), Physician Assistants (PA), FTE Nurse Practitioners (NP), and FTE Certified Nurse Midwives (CNM)

Source: AMA Physician Masterfile, 2010; American Academy of Physician Assistants, 2009; CMS National Provider Identifier Data, 2012; American College of Nurse Midwives, 2009

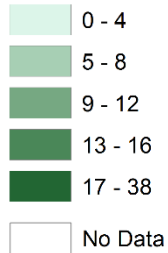
Prepared by Wayne State University Center for Urban Studies (2016)

Clinically Active Primary Care Providers per 10,000 People

Upper Peninsula Michigan AHEC Region



Number of Providers* by Primary Care Service Area (PCSA) per 10,000 People



*Includes Primary Care Physicians (PCP), Physician Assistants (PA), FTE Nurse Practitioners (NP), and FTE Certified Nurse Midwives (CNM)

Source: AMA Physician Masterfile, 2010; American Academy of Physician Assistants, 2009; CMS National Provider Identifier Data, 2012; American College of Nurse Midwives, 2009; US Census, 2010
 Prepared by Wayne State University Center for Urban Studies (2016)

Licensed Nurses

Upper Peninsula Michigan AHEC Region

	Total Population	Total Nurses	Nurses Per 10,000 Residents	Total Nurse Practitioners (NPs)	NPs per 10,000 Residents	Total Certified Nurse Midwives (CNMs)	CNMs per 10,000 residents
<i>Michigan</i>	9,922,576	148,618	149.8	5,209	5.2	301	0.3
Alger	9,383	153	163.1	6	6.4	-	-
Baraga	8,575	103	120.1	2	2.3	-	-
Chippewa	38,033	496	130.4	29	7.6	2	0.5
Delta	36,377	700	192.4	8	2.2	-	-
Dickinson	25,788	585	226.8	9	3.5	-	-
Gogebic	15,431	296	191.8	7	4.5	-	-
Houghton	36,380	703	193.2	18	4.9	1	0.3
Iron	11,348	209	184.2	8	7.0	-	-
Keweenaw	2,168	42	193.7	1	4.6	-	-
Luce	6,415	93	145.0	2	3.1	-	-
Mackinac	10,890	141	129.5	7	6.4	-	-
Marquette	67,215	1,754	261.0	66	9.8	4	0.6
Menominee	23,548	264	112.1	5	2.1	-	-
Ontonagon	6,007	104	173.1	4	6.7	-	-
Schoolcraft	8,173	136	166.4	5	6.1	-	-

Source: Michigan Nurse Mapping, 2015; U.S. Census Bureau, 2010-2014 American Community Survey 5-Year Estimates.
 Prepared by Wayne State University Center for Urban Studies (2016)

Federally Qualified Health Center

Upper Peninsula Michigan AHEC Region

Name	Address	City	State	ZIP Code	County	Telephone
BAY MILLS HEALTH CENTER	12124 W Lakeshore Dr	Brimley	MI	49715-9319	Chippewa County	906-248-5527 x3196
BAY MILLS INDIAN COMMUNITY	12140 W Lakeshore Dr	Brimley	MI	49715-9319	Chippewa County	906-248-5527 x3196
CALUMET FAMILY HEALTH CENTER	56901 S 6th St Ste 1&2	Calumet	MI	49913-2951	Houghton County	906-346-9668
HANCOCK FAMILY HEALTH CENTER	500 Campus Dr	Hancock	MI	49930-1569	Houghton County	906-483-1705
HOUGHTON FAMILY HEALTH CENTER	600 Macinnes Dr	Houghton	MI	49931-1144	Houghton County	906-346-9668
LAKE LINDEN FAMILY HEALTH CENTER	945 9th St	Lake Linden	MI	49945-1100	Houghton County	906-346-9668
ICE LAKE FAMILY HEALTH CENTER	1500 W Ice Lake Rd	Iron River	MI	49935-8509	Iron County	906-346-9668
AHC - PICKFORD MEDICAL CENTER	7742 N M-129	Pickford	MI	49774	Mackinac County	989-736-8157
GWINN FAMILY HEALTH CENTER	135 E State Highway M35	Gwinn	MI	49841-9160	Marquette County	906-346-9668
KI SAWYER FAMILY HEALTH CENTER	301 Explorer St	Gwinn	MI	49841-2813	Marquette County	906-346-9668
UPPER PENINSULA ASSOCIATION OF RURAL HEALTH SERVICES	220 W Washington St	Marquette	MI	49855-4359	Marquette County	906-228-3613
MENOMINEE FAMILY HEALTH CENTER	1110 10th Ave	Menominee	MI	49858-3058	Menominee County	906-346-9668
NORTHERN MENOMINEE HEALTH CENTER SOUTH HARBORS	1110 10th Ave	Menominee	MI	49858-3058	Menominee County	906-864-0151
ONTONAGON COMMUNITY HEALTH CENTER	751 S 7th St	Ontonagon	MI	49953-1450	Ontonagon County	906-346-9668

Source: HRSA Data Warehouse, 2016.

Prepared by Wayne State University Center for Urban Studies (2016)

High Schools in Region - Characteristics for 2015-16 School Year *
Upper Peninsula Michigan AHEC Region

School	Address	City	Zip Code	County	Total Enrollment	Percent Hispanic	Percent American Indian	Percent Asian	Percent Black	Percent Native Hawaiian	Percent White	Percent Multiracial	Percent Free or Reduced Lunch	Mean ACT Score*
Superior Central School	P.O. BOX 148	EBEN JUNCTION	49825	Alger	352	1%	5%	1%	1%	0%	88%	4%	53%	18.3
Burt Township School	P.O. BOX 338	GRAND MARAIS	49839	Alger	25	0%	0%	0%	0%	0%	100%	0%	80%	13.3
Munising High and Middle School	810 STATE HIGHWAY M28 WEST	MUNISING	49862	Alger	368	3%	18%	0%	0%	0%	79%	1%	47%	19.4
Baraga School	P.O. BOX 428	BARAGA	49908	Baraga	430	0%	31%	0%	0%	0%	55%	14%	63%	19.9
L'Anse High School	201 NORTH 4TH ST	LANSE	49946	Baraga	388	1%	21%	1%	0%	0%	76%	2%	42%	18.3
Brimley Jr./Sr. High	7134 SOUTH M 221	BRIMLEY	49715	Chippewa	241	1%	52%	1%	2%	0%	44%	0%	51%	19.5
Ojibwe Charter School	11507 WEST INDUSTRIAL DR	BRIMLEY	49715	Chippewa	96	0%	89%	1%	2%	0%	8%	0%	86%	15.3
DeTour Arts and Technology Academy	202 DIVISION ST	DE TOUR VILLAGE	49725	Chippewa	221	0%	10%	1%	0%	1%	88%	0%	23%	17
DeTour High School	PO BOX 429	DETOUR VILLAGE	49725	Chippewa	96	2%	29%	0%	0%	1%	68%	0%	48%	20.2
Consolidated Community School Services	4900 WEST DAVIS CT	KINCHELOE	49788	Chippewa	96	1%	45%	0%	1%	0%	51%	2%	68%	14.1
Whitefish Township School	P.O. BOX 58	PARADISE	49768	Chippewa	17	0%	6%	0%	6%	0%	88%	0%	82%	N/A
Pickford Public Schools	P.O. BOX 278	PICKFORD	49774	Chippewa	383	0%	26%	2%	1%	0%	72%	0%	46%	18.6
Rudyard Area Schools	11185 WEST 2ND ST	RUDYARD	49780	Chippewa	693	1%	36%	1%	3%	0%	59%	0%	67%	19.7
Rudyard Area Service Center	11185 WEST 2ND ST	RUDYARD	49780	Chippewa	38	0%	37%	3%	0%	0%	61%	0%	39%	N/A
Malcolm High School	460 WEST SPRUCE ST	SAULT SAINTE MARIE	49783	Chippewa	92	0%	53%	0%	0%	0%	47%	0%	67%	16.3
Sault Area High School	904 MARQUETTE AVE	SAULT SAINTE MARIE	49783	Chippewa	745	1%	36%	0%	0%	0%	62%	0%	32%	20.8
Big Bay De Noc School	8928 OO 25 RD	COOKS	49817	Delta	208	3%	10%	0%	0%	0%	75%	12%	58%	19
Escanaba Area Public High School	500 SOUTH LINCOLN RD	ESCANABA	49829	Delta	721	1%	4%	1%	0%	0%	93%	2%	32%	21.3
Escanaba Student Success Center	1500 LUDINGTON ST	ESCANABA	49829	Delta	58	3%	9%	0%	0%	0%	84%	3%	59%	15.6
Learning Center	2203 7TH AVE S	ESCANABA	49829	Delta	69	3%	7%	0%	0%	0%	87%	3%	68%	N/A
Gladstone Area High School	2100 M-35	GLADSTONE	49837	Delta	500	1%	10%	0%	1%	0%	87%	0%	29%	20
Bark River-Harris Jr/Sr High School	P.O. BOX 350	HARRIS	49845	Delta	321	1%	10%	0%	0%	0%	86%	2%	50%	21.1
Tri-Township School	10070 US HIGHWAY 2	RAPID RIVER	49878	Delta	353	1%	4%	0%	1%	0%	82%	12%	44%	19.5
Mid Peninsula School	5055 SAINT NICHOLAS 31ST RD	ROCK	49880	Delta	188	0%	1%	1%	0%	0%	96%	2%	55%	19.3
North Dickinson School	W6588 M69 NORTH DICKINSON S	FELCH	49831	Dickinson	276	0%	3%	0%	0%	0%	95%	2%	43%	18.6
IM-K Community Education	800 EAST E ST	IRON MOUNTAIN	49801	Dickinson	121	3%	3%	0%	1%	0%	93%	0%	43%	15.5
Iron Mountain High School	300 WEST B ST	IRON MOUNTAIN	49801	Dickinson	300	3%	0%	1%	0%	0%	91%	5%	31%	21.5
Dickinson-Iron Special Education	1074 PYLE DR	KINGSFORD	49802	Dickinson	62	0%	0%	0%	0%	0%	98%	2%	69%	N/A
Kingsford High School	431 HAMILTON AVE	KINGSFORD	49802	Dickinson	550	3%	1%	1%	0%	0%	92%	3%	38%	20.1
Norway High School	300 SECTION ST	NORWAY	49870	Dickinson	219	0%	0%	0%	1%	0%	96%	2%	38%	20.1
A.D. Johnston Jr/Sr High School	100 WEST LEAD ST	BESSEMER	49911	Gogebic	184	2%	2%	1%	2%	0%	95%	0%	42%	17.6
Gogebic Co. Community Education	650 EAST AYER ST	IRONWOOD	49938	Gogebic	48	4%	4%	0%	2%	0%	83%	6%	94%	15.4
Luther L. Wright K-12 School	650 EAST AYER ST	IRONWOOD	49938	Gogebic	744	1%	0%	0%	0%	0%	95%	3%	60%	19.6
Wakefield-Marenisco School	715 PUTNAM ST	WAKEFIELD	49968	Gogebic	305	0%	0%	0%	0%	0%	94%	5%	49%	18.9
Watersmeet Township School	N4720 HIGHWAY US 45	WATERSMEET	49969	Gogebic	148	1%	65%	0%	1%	0%	33%	0%	70%	21.5
Calumet High School	57070 MINE ST	CALUMET	49913	Houghton	506	1%	0%	0%	0%	0%	98%	1%	48%	20.2
CHS-Horizons School	57070 MINE ST	CALUMET	49913	Houghton	55	2%	2%	0%	0%	0%	91%	5%	78%	16.5
Chassell K-12 School	P.O. BOX 140	CHASSELL	49916	Houghton	258	1%	0%	0%	4%	0%	94%	0%	48%	19.7
Dollar Bay High School	P.O. BOX 371	DOLLAR BAY	49922	Houghton	166	0%	1%	0%	2%	0%	96%	2%	46%	20.7
Copper Country Learning Center	809 HECLA ST	HANCOCK	49930	Houghton	88	0%	13%	1%	1%	84%	0%	68%	N/A	
Hancock Central High School	501 CAMPUS DR	HANCOCK	49930	Houghton	246	0%	0%	0%	0%	0%	99%	0%	35%	21
Houghton Central High School	1603 GUNDLACH RD	HOUGHTON	49931	Houghton	416	0%	1%	4%	0%	0%	92%	3%	27%	23.2
Lake Linden-Hubbell High School	601 CALUMET ST	LAKE LINDEN	49945	Houghton	234	0%	0%	0%	3%	0%	97%	0%	48%	20.2
Jeffers High School	P.O. BOX 37	PAINESDALE	49955	Houghton	218	0%	0%	0%	0%	0%	97%	2%	44%	18.6
Forest Park School	801 FOREST PKWY	CRYSTAL FALLS	49920	Iron	435	2%	0%	1%	0%	0%	93%	4%	55%	18.5
West Iron County High School	701 GARFIELD AVE	IRON RIVER	49935	Iron	240	1%	2%	0%	0%	0%	96%	1%	59%	21.1
Newberry High School	700 NEWBERRY AVE	NEWBERRY	49868	Luce	325	0%	10%	0%	2%	1%	85%	2%	43%	19.1
Cedarville School	P.O. BOX 366	CEDARVILLE	49719	Mackinac	228	1%	32%	0%	3%	0%	64%	0%	45%	17
Engadine Schools	W13920 MELVILLE ST	ENGADINE	49827	Mackinac	271	2%	22%	0%	3%	0%	73%	0%	66%	18.1
Mackinac Island School	P.O. BOX 340	MACKINAC ISLAND	49757	Mackinac	77	4%	16%	1%	3%	0%	70%	6%	14%	21.3
LaSalle High School	W443 PORTAGE ST	SAINT IGNACE	49781	Mackinac	225	2%	51%	0%	4%	0%	43%	1%	57%	19.4
St. Ignace Juvenile Detention Facility	W429 PORTAGE ST	SAINT IGNACE	49781	Mackinac	6	0%	0%	0%	17%	0%	83%	0%	67%	N/A
Gwinn Middle/High School	50 WEST STATE HIGHWAY M35	GWINN	49841	Marquette	515	4%	3%	1%	2%	0%	82%	10%	55%	19.2
Ishpeming High School	319 EAST DIVISION ST	ISHPEMING	49849	Marquette	241	2%	1%	1%	3%	0%	88%	5%	33%	20.1
Westwood High School	300 SOUTH WESTWOOD DR	ISHPEMING	49849	Marquette	314	2%	1%	0%	1%	0%	93%	4%	22%	20.5

School	Address	City	Zip Code	County	Total Enrollment	Percent Hispanic	Percent American Indian	Percent Asian	Percent Black	Percent Native Hawaiian	Percent White	Percent Multiracial	Percent Free or Reduced Lunch	Mean ACT Score*
Marquette Senior High School	1203 WEST FAIR AVE	MARQUETTE	49855	Marquette	1013	1%	3%	1%	1%	0%	89%	4%	18%	21.5
Marquette-Alger Administrative Unit	321 EAST OHIO ST	MARQUETTE	49855	Marquette	60	3%	5%	0%	0%	0%	90%	2%	42%	N/A
North Star Academy	3030 WRIGHT ST	MARQUETTE	49855	Marquette	271	4%	5%	0%	0%	0%	79%	12%	56%	18.1
Vandenboom Alternative High School	1175 ERIE AVE	MARQUETTE	49855	Marquette	125	2%	14%	0%	2%	1%	77%	5%	41%	15.4
Ishpeming-Negaunee-NICE Comm. Ed. Division	101 SOUTH PIONEER AVE	NEGAUNEE	49866	Marquette	42	0%	5%	0%	2%	0%	90%	2%	74%	14.3
Negaunee High School	500 WEST ARCH ST	NEGAUNEE	49866	Marquette	406	2%	1%	1%	0%	0%	92%	2%	21%	21.1
Republic-Michigamme School	227 MAPLE ST	REPUBLIC	49879	Marquette	141	0%	3%	0%	2%	0%	94%	1%	57%	18.7
Carney-Nadeau School	P.O. BOX 68	CARNEY	49812	Menominee	233	3%	0%	0%	0%	1%	94%	2%	60%	17.5
Menominee High School	2101 18TH ST	MENOMINEE	49858	Menominee	445	2%	1%	0%	0%	0%	94%	3%	29%	19.7
Menominee ISD Special Education	1201 41ST AVE	MENOMINEE	49858	Menominee	15	0%	7%	0%	0%	0%	93%	0%	27%	N/A
North Central Area Junior/Senior High School	W3795 US HIGHWAY 2/41	POWERS	49874	Menominee	180	1%	1%	0%	2%	0%	97%	0%	48%	20.2
Phoenix Alternative High School	P.O. BOX 395	POWERS	49874	Menominee	48	0%	15%	0%	0%	2%	83%	0%	58%	20
Stephenson High School	P.O. BOX 529	STEPHENSON	49887	Menominee	183	4%	1%	1%	1%	0%	93%	0%	50%	19.7
Nah Tah Wahsh Public School Academy	N14911 HANNAHVILLE ROAD B 1	WILSON	49896	Menominee	179	5%	65%	1%	1%	0%	27%	2%	90%	19.3
Gogebic-Ontonagon ISD Special Education	P.O. BOX 218	BERGLAND	49910	Ontonagon	41	0%	0%	0%	5%	0%	95%	0%	73%	N/A
Ewen-Trout Creek Consolidated School	14312 AIRPORT RD	EWEN	49925	Ontonagon	208	1%	3%	0%	0%	0%	93%	2%	60%	18.7
Ontonagon Area School	701 PARKER AVE	ONTONAGON	49953	Ontonagon	314	1%	0%	0%	0%	0%	97%	1%	50%	17.6
Manistique Alternative Ed Center	100 NORTH CEDAR ST	MANISTIQUE	49854	Schoolcraft	23	0%	22%	0%	0%	0%	78%	0%	83%	15
Manistique Middle and High School	100 NORTH CEDAR ST	MANISTIQUE	49854	Schoolcraft	474	1%	17%	1%	0%	0%	81%	0%	47%	20.8

*Mean ACT Score for the 2014-15 School Year

Source: Center for Educational Performance and Information (CEPI), 2016.
Prepared by Wayne State University Center for Urban Studies (2016)

Health Needs

Upper Peninsula Michigan AHEC Region

	Nativity Statistics		Mortality Statistics 3-year (2012-2014) average mortality rate (per 100,000 persons)				
	Low Weight Live Birth Rate (per 1,000 live births)	Inadequate Prenatal Care (% of live births)	Chronic Lower Respiratory Diseases		Unintentional Injury		Stroke
			Cancer	Heart Disease			
Michigan	83.8	27.3	208.7	54.3	243.2	41.7	44.9
Alger	107.1	32.1	291.7	123.0	295.1	94.6	63.2
Baraga	*	29.5	272.6	91.9	295.6	*	80.5
Chippewa	44.3	15.1	207.0	54.3	227.6	47.5	48.3
Delta	78.8	38.9	264.0	82.6	282.2	31.7	47.2
Dickinson	37.7	24.7	269.6	53.6	304.2	40.9	98.4
Gogebic	52.6	17.5	295.7	77.5	365.0	66.5	90.1
Houghton	33.1	23.1	196.3	49.1	261.6	53.0	57.2
Iron	72.2	23.7	356.3	81.1	443.4	78.3	116.1
Keweenaw	*	13.6	270.6	*	*	*	*
Luce	137.9	22.4	221.3	*	303.8	*	107.4
Mackinac	66.7	36.7	285.9	85.8	324.9	*	85.7
Marquette	65.8	24.8	204.8	53.7	227.4	47.3	45.3
Menominee	31.4	30.5	276.3	56.1	336.7	63.2	43.5
Ontonagon	*	12.5	435.3	*	434.6	*	95.1
Schoolcraft	*	34.4	375.7	110.1	278.8	*	84.4

*An asterisk indicates the ratio does not meet standards of reliability or precision.

Source: Michigan Department of Health and Human Services, 2014.
Prepared by Wayne State University Center for Urban Studies (2016)

AHEC Needs Assessment

Western Michigan Region

Medically Underserved Summary Table	76
Medically Underserved Areas and Populations	77
Healthcare Professional Shortage Areas	78
Primary Care Physicians	81
All Clinically-Active Primary Care Providers	82
Licensed Nurses	84
Federally Qualified Health Centers	85
High Schools	90
Health Needs	97

Medically Underserved Population

Western Michigan AHEC Region

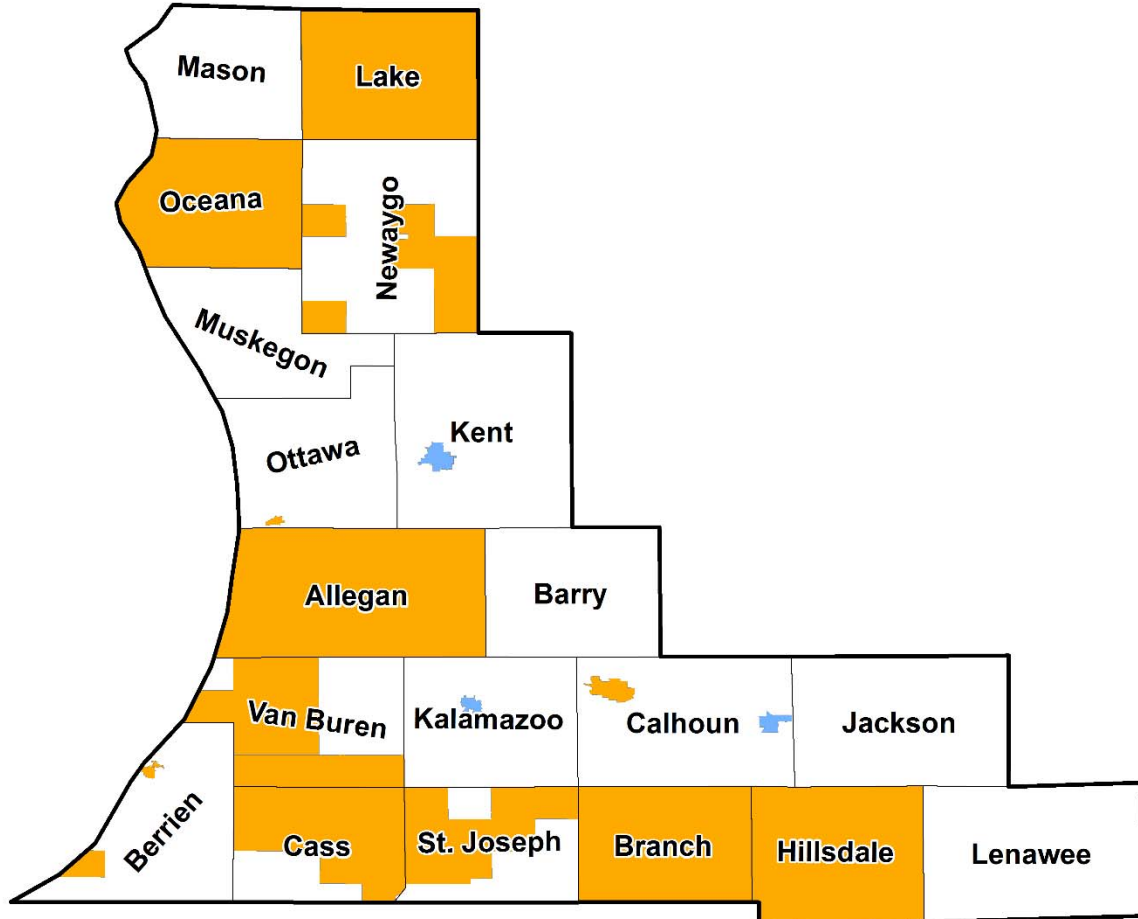
	Age Distribution	Racial/Ethnic Composition				Poverty		
	Persons 65 Years of Age and Older (%)	Black (%)	American Indian or Alaska Native (%)	Asian (%)	Hispanic (%)	Persons Living Below Poverty (%)	Children Living Below Poverty (%)	Persons Living Below 200% Poverty (%)
<i>Michigan</i>	14.53	15.30	1.40	3.20	4.60	16.90	23.70	34.54
Allegan	13.81	2.00	1.30	0.90	6.90	13.70	17.90	32.92
Barry	15.87	0.80	1.00	0.60	2.40	11.20	16.50	30.49
Berrien	17.09	16.50	1.20	2.30	4.90	17.60	26.80	38.27
Branch	15.91	2.60	1.00	1.00	4.20	18.20	27.10	41.90
Calhoun	15.63	12.90	1.70	2.20	4.60	17.20	25.20	38.79
Cass	17.89	6.90	2.40	1.20	3.20	14.30	21.00	35.51
Hillsdale	16.68	1.00	1.10	0.50	2.00	20.10	32.10	42.11
Jackson	15.03	9.60	1.10	1.00	3.20	17.50	28.50	34.51
Kalamazoo	12.56	13.20	1.50	3.00	4.40	19.10	21.70	35.87
Kent	11.26	11.60	1.40	3.10	9.90	15.50	21.40	31.91
Lake	24.91	10.40	2.00	0.30	2.30	30.50	51.40	51.56
Lenawee	15.81	3.70	1.30	0.80	7.60	14.50	20.10	33.44
Mason	20.05	1.50	1.70	0.90	4.20	15.90	28.40	39.36
Muskegon	14.19	15.80	1.90	0.90	5.10	20.30	29.70	41.49
Newaygo	16.67	1.70	1.50	0.60	5.70	19.40	28.80	43.89
Oceana	18.31	1.00	1.80	0.40	14.10	20.30	31.90	46.85
Ottawa	12.02	2.50	0.90	3.30	9.10	10.70	12.10	25.64
St. Joseph	15.62	3.60	1.00	1.00	6.90	17.80	27.30	39.12
Van Buren	14.97	5.20	1.70	0.70	10.70	19.20	27.90	40.85

Source: U.S. Census Bureau, 2010-2014 American Community Survey 5-Year Estimates.

Prepared by Wayne State University Center for Urban Studies (2016)

Medically Underserved Areas and Populations (MUA/P), 2016

Western Michigan AHEC Region



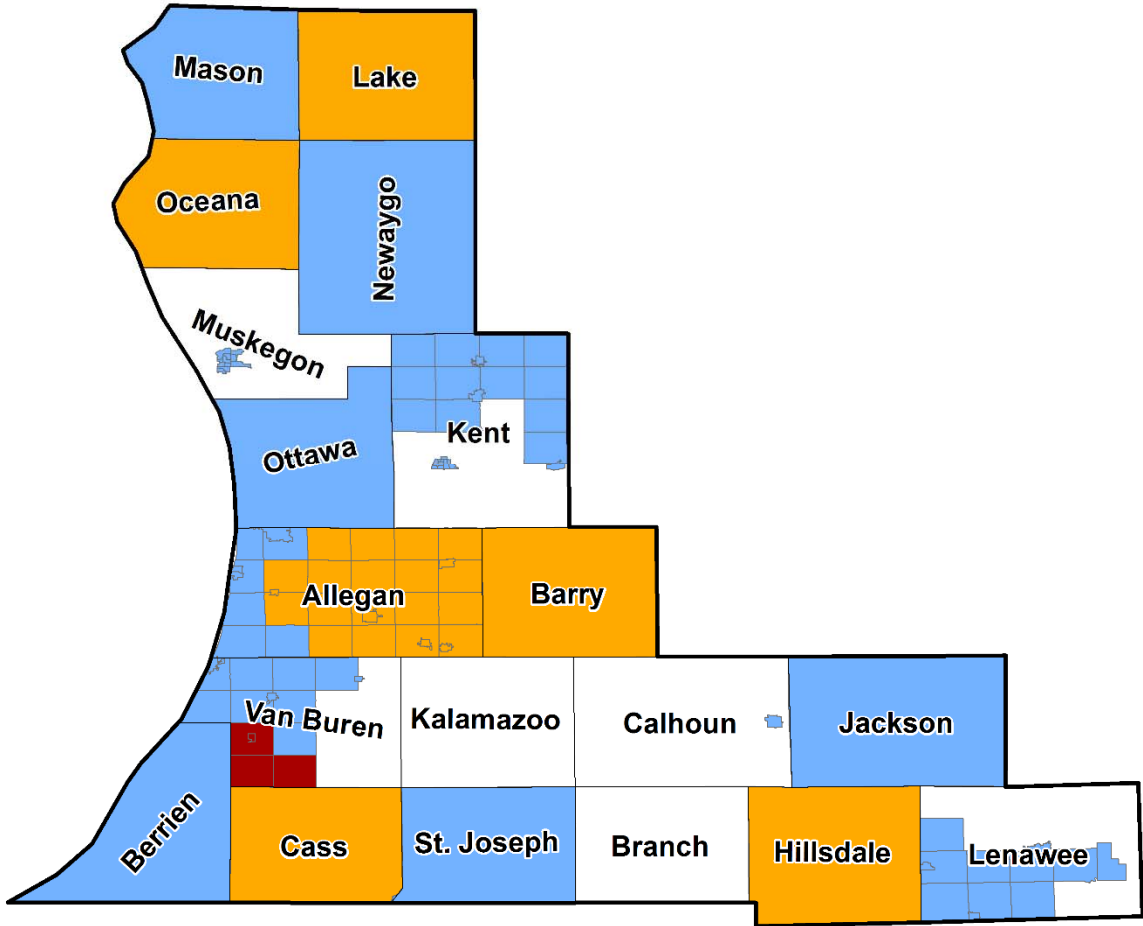
Designated Area Type

- Medically Underserved Area (MUA)
- Medically Underserved Population (MUP)

Source: HRSA Data Warehouse, 2016.

Prepared by Wayne State University Center for Urban Studies (2016)

Healthcare Professional Shortage Area (HPSA) – Primary Care, 2016
Western Michigan AHEC Region



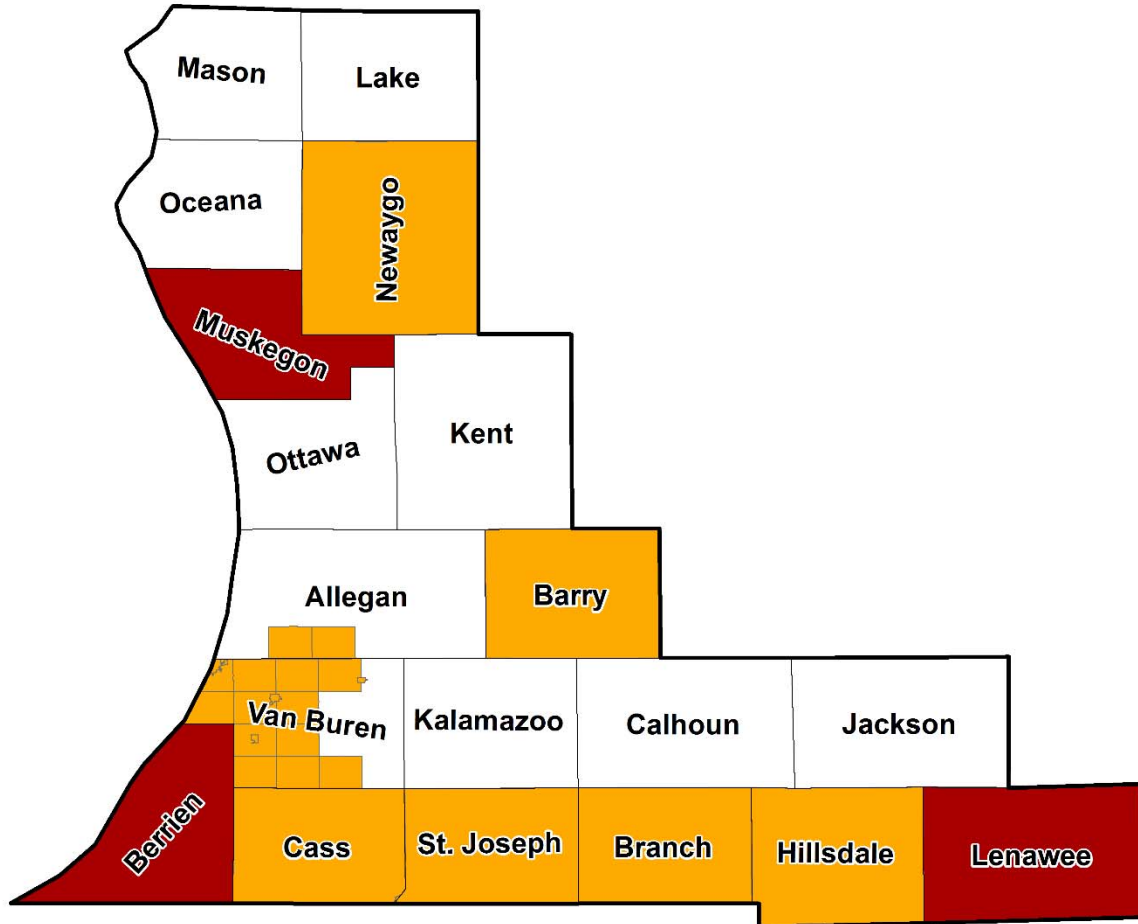
Designated Area Type

- Geographic Shortage Area
- High Needs Geographic Shortage Area
- Population Shortage Area


Source: HRSA Data Warehouse, 2016.
 Prepared by Wayne State University Center for Urban Studies (2016)

Healthcare Professional Shortage Area (HPSA) – Mental Health, 2016

Western Michigan AHEC Region



Designated Area Type

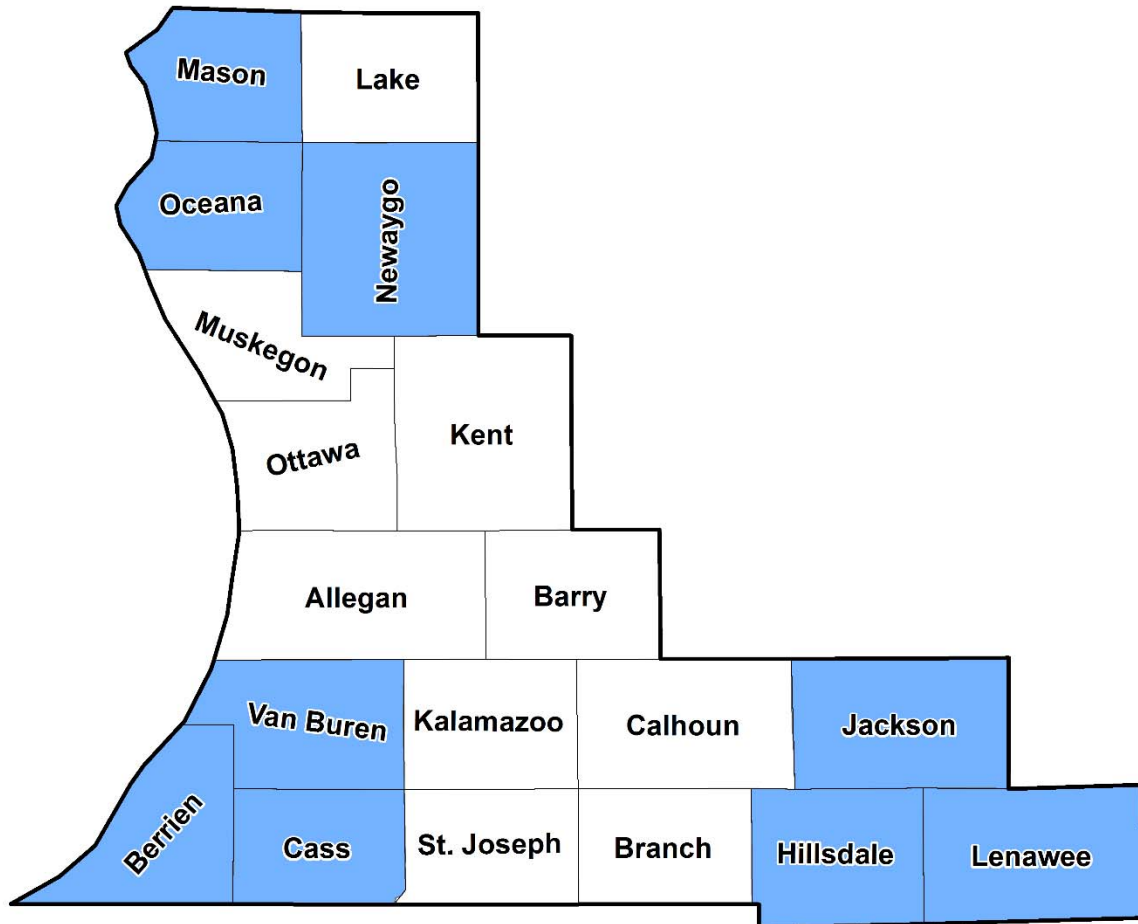
-  Geographic Shortage Area
-  High Needs Geographic Shortage Area
-  Population Shortage Area

Source: HRSA Data Warehouse, 2016.

Prepared by Wayne State University Center for Urban Studies (2016)

Healthcare Professional Shortage Area (HPSA) – Dental Care, 2016

Western Michigan AHEC Region



Designated Area Type

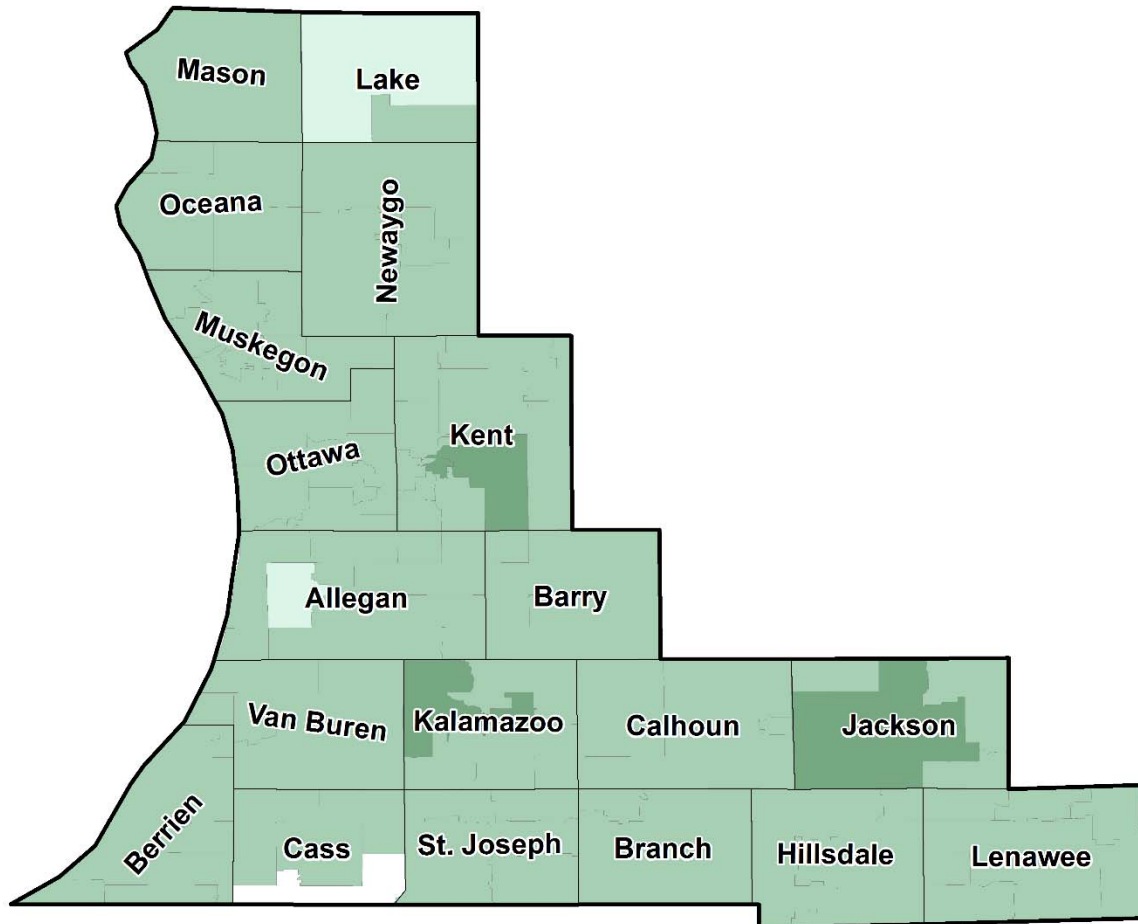
- Geographic Shortage Area
- High Needs Geographic Shortage Area
- Population Shortage Area

Source: HRSA Data Warehouse, 2016.

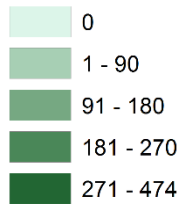
Prepared by Wayne State University Center for Urban Studies (2016)

Clinically Active Primary Care Physicians, 2010

Western Michigan AHEC Region



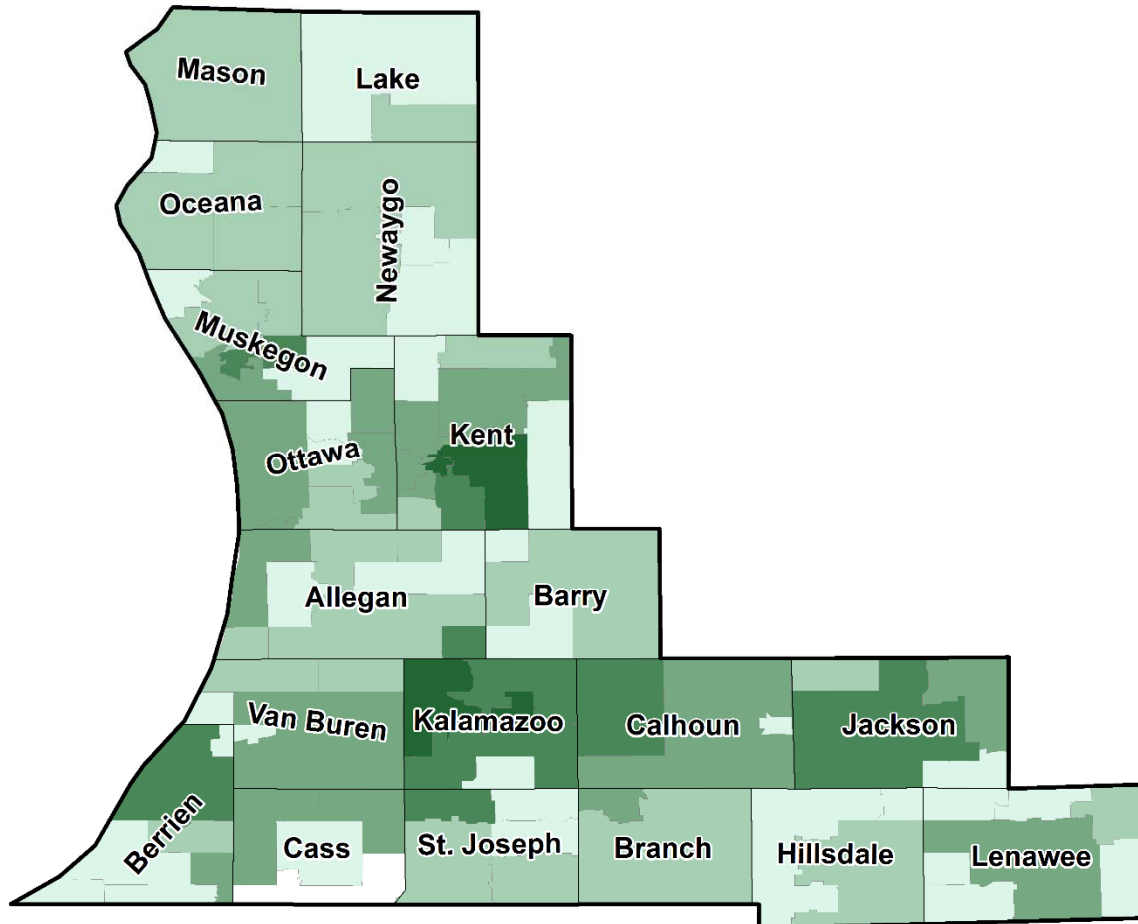
Number of Physicians by Primary Care Service Area (PCSA)



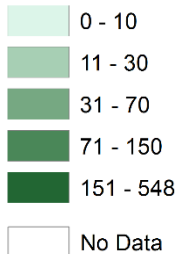
Source: American Medical Association Physician Masterfile, 2010.
 Prepared by Wayne State University Center for Urban Studies (2016)

Clinically Active Primary Care Providers

Western Michigan AHEC Region



Number of Providers* by Primary Care Service Area (PCSA)

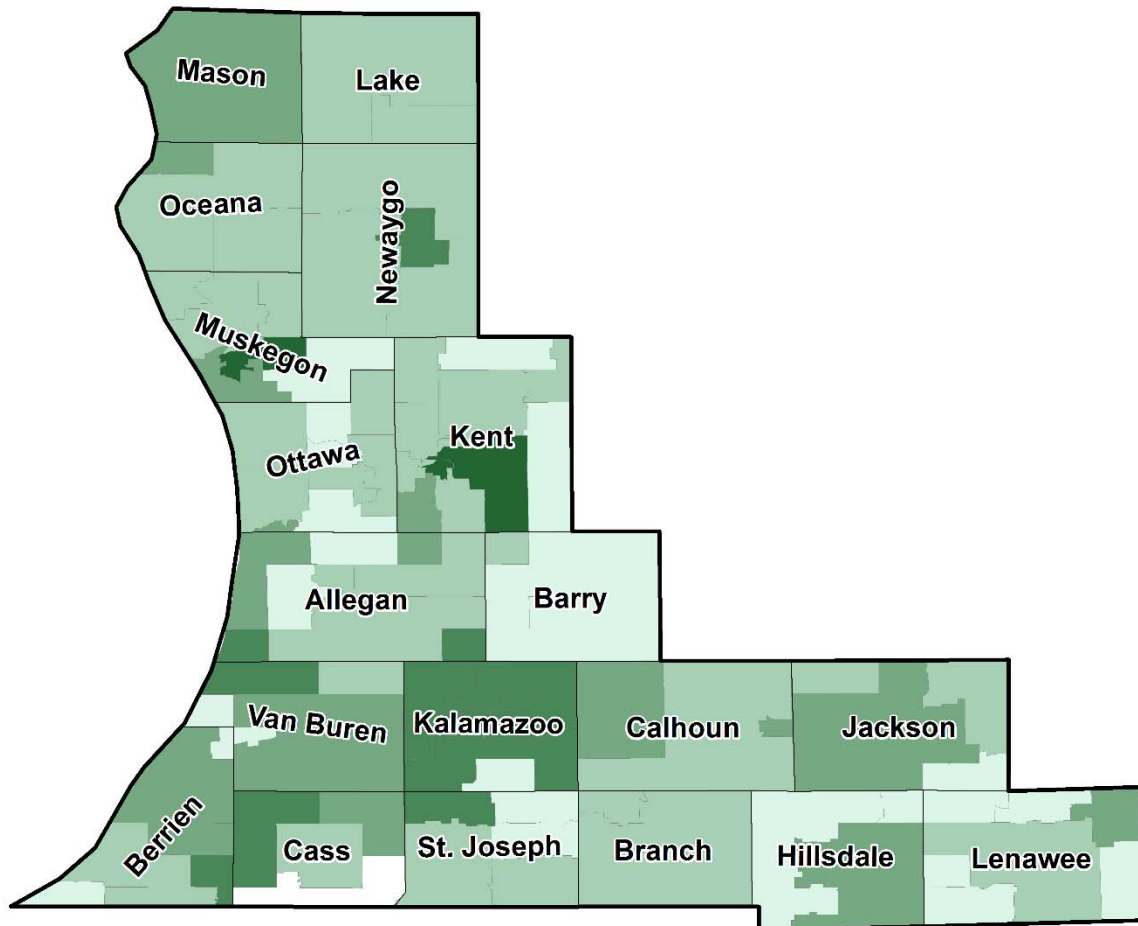


*Includes Primary Care Physicians (PCP), Physician Assistants (PA), FTE Nurse Practitioners (NP), and FTE Certified Nurse Midwives (CNM)

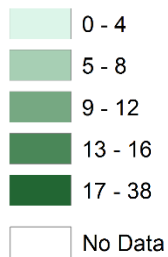
Source: AMA Physician Masterfile, 2010; American Academy of Physician Assistants, 2009; CMS National Provider Identifier Data, 2012; American College of Nurse Midwives, 2009

Prepared by Wayne State University Center for Urban Studies (2016)

Clinically Active Primary Care Providers per 10,000 People Western Michigan AHEC Region



Number of Providers* by Primary Care Service Area (PCSA) per 10,000 People



*Includes Primary Care Physicians (PCP), Physician Assistants (PA), FTE Nurse Practitioners (NP), and FTE Certified Nurse Midwives (CNM)

Source: AMA Physician Masterfile, 2010; American Academy of Physician Assistants, 2009; CMS National Provider Identifier Data, 2012; American College of Nurse Midwives, 2009; US Census, 2010
Prepared by Wayne State University Center for Urban Studies (2016)

Licensed Nurses

Western Michigan AHEC Region

	Total Population	Total Nurses	Nurses Per 10,000 Residents	Total Nurse Practitioners (NPs)	NPs per 10,000 Residents	Total Certified Nurse Midwives (CNMs)	CNMs per 10,000 residents
<i>Michigan</i>	9,922,576	148,618	149.8	5,209	5.2	301	0.3
Allegan	114,625	1,212	105.7	25	2.2	3	0.3
Barry	59,314	810	136.6	17	2.9	3	0.5
Berrien	154,636	2,140	138.4	66	4.3	7	0.5
Branch	43,664	527	120.7	11	2.5	-	-
Calhoun	134,314	1,978	147.3	56	4.2	11	0.8
Cass	51,657	366	70.9	10	1.9	-	-
Hillsdale	45,941	547	119.1	10	2.2	2	0.4
Jackson	159,494	2,583	161.9	85	5.3	3	0.2
Kalamazoo	260,263	4,097	157.4	155	6.0	14	0.5
Kent	636,369	9,828	154.4	392	6.2	17	0.3
Lake	11,424	68	59.5	-	-	-	-
Lenawee	98,573	1,600	162.3	49	5.0	2	0.2
Mason	28,783	497	172.7	8	2.8	-	-
Muskegon	172,790	2,305	133.4	58	3.4	6	0.3
Newaygo	47,948	461	96.1	5	1.0	1	0.2
Oceana	26,105	286	109.6	9	3.4	1	0.4
Ottawa	279,955	4,508	161.0	125	4.5	8	0.3
St. Joseph	61,018	787	129.0	24	3.9	2	0.3
Van Buren	75,077	1,180	157.2	42	5.6	5	0.7

Source: Michigan Nurse Mapping, 2015; U.S. Census Bureau, 2010-2014 American Community Survey 5-Year Estimates.

Prepared by Wayne State University Center for Urban Studies (2016)

Federally Qualified Health Center
Western Michigan AHEC Region

Name	Address	City	State	ZIP Code	County	Telephone
INTERCARE PULLMAN	5498 109th Ave	Pullman	MI	49450-9631	Allegan County	616-236-5021
BARRY COMMUNITY HEALTH CENTER	330 W Woodlawn Ave	Hastings	MI	49058-1035	Barry County	269-945-9516
BARRY COMMUNITY HEALTH CENTER - DENTAL	1230 W State St	Hastings	MI	49058-9712	Barry County	269-945-4220
CASSOPOLIS FAMILY CLINIC OB/GYN	60 N Saint Joseph Ave	Niles	MI	49120-2296	Berrien County	269-683-0300
INTERCARE BENTON HARBOR	800 M-139	Benton Harbor	MI	49022	Berrien County	269-427-7937
INTERCARE CHILD AND ADOLESCENT HEALTH CENTER	870 Colfax Ave	Benton Harbor	MI	49022-7409	Berrien County	269-427-7937
INTERCARE EAU CLAIRE	6270 W Main St	Eau Claire	MI	49111-9480	Berrien County	269-427-7937
INTERCARE RIVERWOOD	1485 M 139	Benton Harbor	MI	49022-5711	Berrien County	269-427-7937
NILES COMMUNITY HEALTH CENTER	24 N Saint Joseph Ave Ste G	Niles	MI	49120-2263	Berrien County	269-445-5244
GRACE HEALTH, INC.	181 Emmett St W	Battle Creek	MI	49037-2963	Calhoun County	269-966-2600
GRACE HEALTH, INC.	115 Market Pl	Albion	MI	49224-1767	Calhoun County	517-629-6540
CASSOPOLIS FAMILY CLINIC NETWORK	261 M 62	Cassopolis	MI	49031-1034	Cass County	269-445-3874
RANGER WELLNESS CENTER	22721 Diamond Cove St	Cassopolis	MI	49031-9711	Cass County	269-445-9355
CENTER FOR FAMILY HEALTH - HILLSDALE	240 W Carleton Rd	Hillsdale	MI	49242-5034	Hillsdale County	517-748-5500
CENTER FOR FAMILY HEALTH DENTAL	500 N Jackson St	Jackson	MI	49201-1223	Jackson County	517-748-5500

Name	Address	City	State	ZIP Code	County	Telephone
CFH - DOWNTOWN SITE	505 N Jackson St	Jackson	MI	49201-1266	Jackson County	517-784-3950
CFH - JACKSON HIGH HEALTH CENTER	544 Wildwood Ave	Jackson	MI	49201-1013	Jackson County	517-780-0838
CFH - LIFEWAYS	1200 N West Ave	Jackson	MI	49202-2179	Jackson County	517-796-4550
CFH - NORTHEAST HEALTH CENTER	1024 Fleming Ave	Jackson	MI	49202-2536	Jackson County	517-787-4361
CFH - NORTHWEST COMMUNITY HEALTH CENTER	6700 Rives Junction Rd	Jackson	MI	49201-7448	Jackson County	517-748-5500
CFH - PARKSIDE HEALTH CENTER	2400 4th St	Jackson	MI	49203-4573	Jackson County	517-784-3950
COMMUNITY MENTAL HEALTH CLINIC	418 W Kalamazoo Ave	Kalamazoo	MI	49007-3334	Kalamazoo County	269-349-4257
EDISON SCHOOL BASED HEALTH CENTER	924 Russell St	Kalamazoo	MI	49001-3026	Kalamazoo County	269-337-1702
FAMILY HEALTH CENTER BURDICK	1308 N Burdick St	Kalamazoo	MI	49007-2553	Kalamazoo County	269-349-2641
FAMILY HEALTH CENTER CENTRE	325 E Centre Ave	Portage	MI	49002-5512	Kalamazoo County	269-349-2641
FAMILY HEALTH CENTER MOBILE MEDICAL	117 W Paterson St	Kalamazoo	MI	49007-2557	Kalamazoo County	269-349-2641
FAMILY HEALTH CENTER SHERIDAN	2918 Portage St	Kalamazoo	MI	49001-3755	Kalamazoo County	269-349-2641
FAMILY HEALTH CENTER, INC.	117 W Paterson St	Kalamazoo	MI	49007-2557	Kalamazoo County	269-349-4257
HEALTHCARE FOR THE HOMELESS	431 N Rose St	Kalamazoo	MI	49007-3637	Kalamazoo County	269-385-2217
BELKNAP COMMONS HEALTH CENTER	751 Lafayette Ave Ne	Grand Rapids	MI	49503-1628	Kent County	616-742-9945
BURTON HEALTH CENTER	2135 Buchanan Ave Sw	Grand Rapids	MI	49507-2911	Kent County	616-247-3638
CEDAR SPRINGS SCHOOL HEALTH CENTER	204 E Muskegon St	Cedar Springs	MI	49319-9326	Kent County	616-696-7330

Name	Address	City	State	ZIP Code	County	Telephone
CHERRY STREET HEALTH CENTER	550 Cherry St Se	Grand Rapids	MI	49503-4748	Kent County	616-235-7272
CHERRY STREET HEALTH SERVICES	100 Cherry St Se	Grand Rapids	MI	49503-4526	Kent County	616-776-2129
CRESTON HIGH SCHOOL HEALTH CENTER	1720 Plainfield Ave Ne	Grand Rapids	MI	49505-4705	Kent County	616-776-5120
FERGUSON DENTAL CENTER	101 Sheldon Blvd Se	Grand Rapids	MI	49503-4262	Kent County	616-776-2340
HEART OF THE CITY HEALTH CENTER	100 Cherry St Se	Grand Rapids	MI	49503-4526	Kent County	616-235-7272
HEART OF THE CITY WEST	201 Sheldon Blvd Se	Grand Rapids	MI	49503-4513	Kent County	616-459-0255
HEARTSIDE CLINIC	359 Division Ave Sw	Grand Rapids	MI	49503	Kent County	616-913-1317
LEONARD STREET COUNSELING CENTER	1400 Leonard St Ne	Grand Rapids	MI	49505-5515	Kent County	616-954-1991
MERCY HEALTH DENTAL CLINIC	781 36th St Se	Grand Rapids	MI	49548-2319	Kent County	616-685-4700
OTTAWA HILLS HIGH SCHOOL HEALTH CENTER	2055 Rosewood Ave Se	Grand Rapids	MI	49506-5248	Kent County	616-776-5110
SAINT MARY'S CLINICA SANTA MARIA	730 Grandville Ave Se	Grand Rapids	MI	49503	Kent County	616-913-8400
SCHOOL LINKED HEALTH/VISION PROGRAM	101 Sheldon Blvd Se	Grand Rapids	MI	49503-4262	Kent County	616-776-2263
SOUTHSIDE HEALTH CENTER	2303 Kalamazoo Ave Se	Grand Rapids	MI	49507-3780	Kent County	616-965-8390
THE SALVATION ARMY BOOTH CLINIC	1215 Fulton St E	Grand Rapids	MI	49503-3849	Kent County	616-459-9468
UNION HIGH SCHOOL HEALTH CENTER	1800 Tremont Blvd Nw	Grand Rapids	MI	49504-4868	Kent County	616-791-6593
WESTSIDE HEALTH CENTER	669 Stocking Ave Nw	Grand Rapids	MI	49504-5176	Kent County	616-235-1480
WYOMING COMMUNITY HEALTH CENTER	2929 Burlingame Ave Sw	Wyoming	MI	49509-2609	Kent County	616-235-7272

Name	Address	City	State	ZIP Code	County	Telephone
BALDWIN FAMILY HEALTH CARE	1615 Michigan Ave	Baldwin	MI	49304-7984	Lake County	231-745-2743
BALDWIN TEEN HEALTH CENTER	525 4th St	Baldwin	MI	49304-9518	Lake County	231-745-3116
FAMILY HEALTH CARE - OAKWOOD GENERATIONS	690 E 9th St	Baldwin	MI	49304-7557	Lake County	231-745-2000
FAMILY HEALTH CARE COUNSELING CTR	1101 Washington St	Baldwin	MI	49304-8199	Lake County	231-745-2000
FAMILY MEDICAL CENTER OF MI - ADRIAN	1200 N Main St	Adrian	MI	49221-1759	Lenawee County	517-263-1800
HACKLEY COMMUNITY CARE CENTER	2700 Baker St	Muskegon	MI	49444-2157	Muskegon County	231-737-1335
HACKLEY COMMUNITY CARE CENTER - HACKLEY CAMPUS	1675 Leahy St	Muskegon	MI	49442-5500	Muskegon County	231-737-1335
HACKLEY COMMUNITY CARE CENTER ADMINISTRATION	255 Seminole Rd Ste 201	Muskegon	MI	49444-3758	Muskegon County	231-733-6675
INTEGRATED HEALTH CLINIC (CMH)	376 E Apple Ave	Muskegon	MI	49442-3466	Muskegon County	231-733-6675
MARQUETTE ELEMENTARY SCHOOL	480 Bennett St	Muskegon	MI	49442-2133	Muskegon County	231-720-2607
MUSKEGON COVENANT ACADEMY	125 Catherine Ave	Muskegon	MI	49442-3331	Muskegon County	231-733-6675
MUSKEGON FAMILY CARE	2201 S Getty St	Muskegon	MI	49444-1207	Muskegon County	231-739-9315
MUSKEGON HEIGHTS PUBLIC SCHOOL ACADEMY SYSTEM	2441 Sanford St	Muskegon Hts	MI	49444-1438	Muskegon County	231-733-6675
MUSKEGON MIDDLE SCHOOL	1150 Amity Ave	Muskegon	MI	49442-3713	Muskegon County	231-720-3047
NELSON ELMENTARY SCHOOL	550 W Grand Ave	Muskegon	MI	49441-2336	Muskegon County	231-733-6675
OAKRIDGE TEEN HEALTH CENTER	251 S Wolf Lake Rd	Muskegon	MI	49442-3029	Muskegon County	231-788-7461
TEEN HEALTH CENTER - MUSKEGON PUBLIC HIGH SCHOOL	80 W Southern Ave	Muskegon	MI	49441-2541	Muskegon County	231-733-6680

Name	Address	City	State	ZIP Code	County	Telephone
YOUTH DETENTION CENTER	1830 White Lake Dr	Whitehall	MI	49461-9205	Muskegon County	231-777-2093
FAMILY HEALTH CARE - BENSON	126 S Benson St	White Cloud	MI	49349-8672	Newaygo County	231-689-6447
FAMILY HEALTH CARE - GRANT	11 N Maple St	Grant	MI	49327-7900	Newaygo County	231-834-0444
FAMILY HEALTH CARE - WHITE CLOUD	1035 E Wilcox Ave	White Cloud	MI	49349-8794	Newaygo County	231-689-5943
GRANT TEEN HEALTH CENTER	96 E 120th St	Grant	MI	49327-8502	Newaygo County	231-834-1350
HESPERIA PUBLIC SCHOOLS	96 S Division St	Hesperia	MI	49421-9004	Newaygo County	231-854-6715
WHITE CLOUD TEEN HEALTH CENTER	555 E Wilcox Ave	White Cloud	MI	49349-7512	Newaygo County	231-689-3268
NORTHWEST MICHIGAN HEALTH SERVICES, INC.	119 S State St	Shelby	MI	49455-1243	Oceana County	231-861-2130
INTERCARE HOLLAND	285 James St	Holland	MI	49424-1849	Ottawa County	616-399-0200
INTERCARE ADMINISTRATION	50 Industrial Park Rd	Bangor	MI	49013-1246	Van Buren County	269-427-7937
INTERCARE BANGOR	308 Charles St	Bangor	MI	49013-1317	Van Buren County	269-427-7969
INTERCARE DENTAL VAN	50 Industrial Park Rd	Bangor	MI	49013-1246	Van Buren County	269-427-7937
INTERCARE MEDICAL VAN	308 Charles St Ste P	Bangor	MI	49013-1317	Van Buren County	269-427-7969

Source: HRSA Data Warehouse, 2016.

Prepared by Wayne State University Center for Urban Studies (2016)

High Schools in Region - Characteristics for 2015-16 School Year *
Western Michigan AHEC Region

School	Address	City	Zip Code	County	Total Enrollment	Percent Hispanic	Percent American Indian	Percent Asian	Percent Black	Percent Native Hawaiian	Percent White	Percent Multiracial	Percent Free or Reduced Lunch	Mean ACT Score*
Allegan Alternative High School	550 5TH ST	ALLEGAN	49010	Allegan	172	6%	3%	0%	0%	0%	88%	2%	66%	16.3
Allegan High School	550 5TH ST	ALLEGAN	49010	Allegan	701	7%	1%	1%	3%	0%	87%	1%	36%	19.8
Hillside Learning & Behavior Center	212 GROVE ST	ALLEGAN	49010	Allegan	128	5%	0%	0%	3%	0%	90%	2%	48%	N/A
Outlook Academy	2879 116TH AVE	ALLEGAN	49010	Allegan	26	12%	0%	0%	4%	0%	77%	8%	62%	12
Outlook Academy - Youth Home Campus	2243 33RD ST	ALLEGAN	49010	Allegan	22	9%	0%	0%	23%	0%	68%	0%	100%	18
STAR Family Literacy	310 THOMAS ST	ALLEGAN	49010	Allegan	5	40%	0%	0%	0%	0%	20%	40%	40%	16.3
Fennville Public High School	P.O. BOX 2	FENNVILLE	49408	Allegan	439	48%	0%	0%	1%	0%	48%	3%	62%	18.2
Pearl Alternative/Adult Education School	4 MEMORIAL DR	FENNVILLE	49408	Allegan	8	63%	0%	0%	0%	0%	38%	0%	63%	17.6
Hamilton High School	4911 136TH AVE	HAMILTON	49419	Allegan	822	5%	0%	1%	1%	0%	92%	0%	17%	22.4
Hamilton Middle School	4845 136TH AVE	HAMILTON	49419	Allegan	780	7%	0%	1%	1%	0%	90%	1%	26%	N/A
Pioneer Tech High School	4911 136TH AVE	HAMILTON	49419	Allegan	47	21%	2%	0%	0%	0%	68%	9%	40%	17.2
Hopkins High School	333 SOUTH CLARK ST	HOPKINS	49328	Allegan	501	3%	1%	0%	0%	0%	94%	2%	31%	20.8
Martin High School	P.O. BOX 241	MARTIN	49070	Allegan	266	6%	0%	1%	1%	0%	90%	2%	37%	17.7
Otsego High School	550 WASHINGTON ST	OTSEGO	49078	Allegan	685	3%	0%	2%	0%	0%	92%	2%	26%	21.8
Otsego West Campus High School	570 WASHINGTON ST	OTSEGO	49078	Allegan	36	3%	0%	0%	3%	0%	92%	3%	58%	15.4
Plainwell High School	684 STARR RD	PLAINWELL	49080	Allegan	799	4%	0%	1%	2%	0%	93%	0%	26%	21.2
Renaissance High School	422 ACORN ST	PLAINWELL	49080	Allegan	98	3%	2%	0%	3%	0%	91%	1%	66%	12.2
Saugatuck High School	401 ELIZABETH ST	SAUGATUCK	49453	Allegan	290	5%	1%	0%	0%	0%	91%	3%	27%	22
Career Connections Academy	870 EAST SUPERIOR STREET	WAYLAND	49348	Allegan	75	1%	3%	0%	1%	0%	93%	1%	55%	15.5
Wayland High School	870 EAST SUPERIOR ST	WAYLAND	49348	Allegan	828	5%	1%	1%	1%	0%	90%	1%	30%	19.8
Delton-Kellogg High School	10425 PANTHER PRIDE	DELTON	49046	Barry	415	4%	0%	0%	0%	0%	92%	2%	40%	19.3
DK Academy	10425 PANTHER PRIDE	DELTON	49046	Barry	56	2%	0%	0%	0%	0%	98%	0%	57%	14.2
Barry ISD Special Education	555 WEST WOODLAWN AVE	HASTINGS	49058	Barry	39	0%	0%	0%	0%	0%	97%	3%	64%	N/A
Hastings High School	520 WEST SOUTH ST	HASTINGS	49058	Barry	891	3%	1%	1%	1%	0%	94%	1%	38%	20.2
Lakewood High School	7223 VELTE RD	LAKE ODESSA	48849	Barry	616	6%	0%	0%	2%	0%	90%	1%	34%	20.4
Thornapple Kellogg High School	3885 BENDER RD	MIDDLEVILLE	49333	Barry	933	4%	1%	1%	1%	0%	90%	3%	23%	20.6
West Michigan Virtual - Battle Creek HS	35 HAMBLIN AVE	BATTLE CREEK	49017	Berrien	277	6%	2%	0%	9%	0%	71%	11%	58%	15.2
Success - Belding	9057 BELDING ROAD #2	BELDING	48809	Berrien	119	8%	1%	0%	2%	0%	88%	1%	47%	N/A
Benton Harbor High School	870 COLFAX AVE	BENTON HARBOR	49022	Berrien	604	3%	0%	0%	93%	0%	2%	1%	79%	14
Countryside Academy - Middle/High School	4800 MEADOWBROOK RD	BENTON HARBOR	49022	Berrien	311	16%	0%	0%	54%	0%	26%	4%	83%	17.4
Dream Academy	248 9TH ST	BENTON HARBOR	49022	Berrien	268	1%	0%	0%	99%	0%	0%	0%	98%	13.3
The Bridge Academy	777 RIVERVIEW DR STE B	BENTON HARBOR	49022	Berrien	83	2%	0%	0%	66%	1%	27%	4%	55%	N/A
Berrien County Truancy Academy	PO BOX 130	BERRIEN SPRINGS	49103	Berrien	12	0%	0%	0%	8%	0%	67%	25%	83%	N/A
Berrien Springs Discovery Academy	PO BOX 130	BERRIEN SPRINGS	49103	Berrien	121	12%	2%	2%	20%	0%	58%	6%	62%	14.7
Berrien Springs High School	PO BOX 130	BERRIEN SPRINGS	49103	Berrien	501	13%	0%	7%	25%	2%	47%	7%	51%	19.9
Berrien Springs Virtual Academy	PO BOX 130	BERRIEN SPRINGS	49103	Berrien	53	21%	0%	2%	8%	0%	66%	4%	15%	21
Blossomland Learning Center	711 SAINT JOSEPH AVE	BERRIEN SPRINGS	49103	Berrien	228	4%	0%	4%	32%	0%	61%	0%	45%	N/A
Bridgman High School	9964 GAST RD	BRIDGMAN	49106	Berrien	318	2%	0%	2%	1%	0%	92%	3%	27%	21.3
Buchanan High School	401 WEST CHICAGO ST	BUCHANAN	49107	Berrien	568	3%	1%	1%	5%	0%	86%	5%	33%	20.5
Buchanan Step Up	401 WEST CHICAGO STREET	BUCHANAN	49107	Berrien	15	0%	0%	0%	7%	0%	93%	0%	20%	N/A
Buchanan Virtual Academy	401 W CHICAGO ST	BUCHANAN	49107	Berrien	45	4%	0%	0%	7%	0%	82%	7%	62%	17.2
Coloma High School	300 WEST SAINT JOSEPH ST	COLOMA	49038	Berrien	485	9%	0%	0%	7%	0%	77%	6%	57%	18.7
Eau Claire Alternative Education	6190 WEST MAIN ST	EAU CLAIRE	49111	Berrien	18	28%	0%	0%	22%	0%	39%	11%	89%	12.3
Eau Claire High School	7450 HOCHBERGER ROAD	EAU CLAIRE	49111	Berrien	248	25%	0%	1%	28%	0%	43%	3%	77%	17.2
Success - Edmore/Montabella/Vestaburg	1104 E MAIN ST	EDMORE	48829	Berrien	59	3%	3%	0%	0%	0%	90%	3%	51%	13.7
Success - Grand Rapids Fuller Ave	1260 ELKHART ST. NE	GRAND RAPIDS	49503	Berrien	44	32%	0%	0%	18%	0%	34%	16%	73%	N/A
SUCCESS - Grand Rapids: Alger Heights	2431 EASTERN AVE SE	GRAND RAPIDS	49507	Berrien	191	39%	1%	1%	41%	0%	12%	7%	70%	13.2
Success - Howard City/Tri County	412 EAST EDGERTON ST # 207	HOWARD CITY	49329	Berrien	68	10%	0%	0%	1%	0%	84%	4%	63%	14.8
Success - Ionia	322 W MAIN ST	IONIA	48846	Berrien	32	16%	0%	0%	0%	0%	81%	3%	41%	20.5
Success - Lakeview	9720 N GREENVILLE RD	LAKEVIEW	48850	Berrien	45	4%	2%	0%	0%	0%	87%	7%	51%	15.5
Success - Menominee	955 1ST ST	MENOMINEE	49858	Berrien	95	7%	3%	0%	3%	0%	83%	3%	56%	17.5
New Buffalo Senior High School	P. O. BOX 280	NEW BUFFALO	49117	Berrien	239	4%	0%	3%	3%	0%	87%	3%	40%	23.4
Brandywine Innovation Academy	1830 S. 3RD ST.	NILES	49120	Berrien	65	3%	2%	0%	5%	0%	85%	6%	75%	13.5
Brandywine Senior High School	1700 BELL RD	NILES	49120	Berrien	353	6%	0%	1%	4%	0%	83%	6%	51%	18.9
Cedar Lane School	2301 NILES BUCHANAN RD	NILES	49120	Berrien	82	9%	0%	0%	7%	0%	76%	9%	74%	16.7

School	Address	City	Zip Code	County	Total Enrollment	Percent Hispanic	Percent American Indian	Percent Asian	Percent Black	Percent Native Hawaiian	Percent White	Percent Multiracial	Percent Free or Reduced Lunch	Mean ACT Score*
Niles Comm. Schools Adult Education	111 SPRUCE ST	NILES	49120	Berrien	25	0%	0%	4%	12%	0%	76%	8%	76%	N/A
Niles Senior High School	1441 EAGLE ST	NILES	49120	Berrien	954	7%	1%	1%	12%	0%	74%	5%	52%	19.1
Southside Special Educ School	1450 SILVERBROOK AVE	NILES	49120	Berrien	61	7%	0%	0%	16%	0%	72%	5%	82%	N/A
W-A-Y Niles	111 SPRUCE STREET	NILES	49120	Berrien	139	6%	1%	0%	9%	0%	78%	6%	55%	14.8
Berrien County Juvenile Center	379 WEST GLENLORD RD	SAINT JOSEPH	49085	Berrien	36	0%	0%	6%	69%	0%	25%	0%	67%	12.2
Lighthouse Education Center	379 WEST GLENLORD RD	SAINT JOSEPH	49085	Berrien	126	2%	0%	1%	21%	0%	75%	2%	75%	17.3
St. Joseph High School	2521 STADIUM DR	SAINT JOSEPH	49085	Berrien	987	3%	1%	5%	7%	0%	83%	2%	24%	22.2
Success - St Louis	227 N. MILL	ST LOUIS	48880	Berrien	44	16%	0%	0%	0%	0%	82%	2%	52%	N/A
Success - Stanton/Central Montcalm	710 N STATE ST	STANTON	48888	Berrien	76	9%	0%	0%	0%	0%	89%	1%	41%	15.8
Lakeshore High School	5771 CLEVELAND AVE	STEVENSVILLE	49127	Berrien	896	4%	0%	1%	6%	0%	85%	3%	20%	22.3
River Valley Middle/High School	15480 THREE OAKS RD	THREE OAKS	49128	Berrien	294	3%	2%	1%	0%	0%	90%	4%	43%	19.8
Success - Three Rivers	210 ENTERPRISE DR	THREE RIVERS	49093	Berrien	104	5%	0%	0%	9%	0%	76%	11%	63%	12.9
Watervliet Senior High School	450 EAST SAINT JOSEPH ST	WATERVLIET	49098	Berrien	398	10%	2%	1%	3%	1%	80%	3%	53%	21
W-A-Y Watervliet High School	450 EAST SAINT JOSEPH ST	WATERVLIET	49098	Berrien	87	3%	2%	0%	1%	0%	90%	3%	55%	16.5
Success - Escanaba	5775 MAIN ST	WELLS	49894	Berrien	122	2%	3%	0%	0%	0%	87%	7%	55%	17.8
Bronson Jr/Sr High School	450 EAST GRANT ST	BRONSON	49028	Branch	530	19%	0%	0%	1%	0%	78%	1%	51%	19.2
Coldwater Adult Education	275 N FREMONT ST	COLDWATER	49036	Branch	8	25%	0%	0%	0%	0%	75%	0%	25%	N/A
Coldwater High School	275 NORTH FREMONT ST	COLDWATER	49036	Branch	869	8%	0%	2%	0%	0%	88%	1%	42%	20.5
Pansophia Academy	52 ABBOTT AVE	COLDWATER	49036	Branch	426	15%	0%	0%	0%	0%	82%	2%	100%	15.8
Waldron Learning Center	214 BISHOP AVE	COLDWATER	49036	Branch	262	5%	0%	0%	2%	0%	92%	0%	59%	11
Quincy High School	18 COLFAX ST	QUINCY	49082	Branch	367	3%	0%	2%	0%	0%	95%	0%	38%	19.9
Union City High School	430 SAINT JOSEPH ST	UNION CITY	49094	Branch	316	0%	0%	0%	0%	0%	97%	2%	46%	19.6
Eastern Calhoun Early College	14055 26 MILE RD	ALBION	49224	Calhoun	76	1%	1%	0%	21%	0%	75%	1%	62%	14.4
Starr Albion Prep	13725 26 MILE RD	ALBION	49224	Calhoun	108	5%	2%	0%	44%	0%	49%	0%	100%	13.7
Athens Junior/Senior High School	300 EAST HOLCOMB ST	ATHENS	49011	Calhoun	322	1%	3%	0%	1%	0%	91%	4%	36%	20
Battle Creek Alternative School	100 VAN BUREN ST W	BATTLE CREEK	49017	Calhoun	71	6%	0%	3%	42%	0%	45%	4%	54%	N/A
Battle Creek Area Learning Center	15 ARBOR ST	BATTLE CREEK	49015	Calhoun	177	9%	0%	1%	10%	1%	70%	10%	76%	14.3
Battle Creek Central High School	100 VAN BUREN ST W	BATTLE CREEK	49017	Calhoun	1103	13%	0%	4%	42%	0%	33%	8%	44%	16.1
Doris Klaussen Dev. Center	408 JAMESON ST	BATTLE CREEK	49014	Calhoun	282	7%	0%	2%	15%	0%	76%	1%	69%	13
Harper Creek High School	12677 BEADLE LAKE RD	BATTLE CREEK	49014	Calhoun	895	6%	1%	1%	2%	0%	86%	4%	30%	19.3
Lakeview High School	15060 HELMER RD S	BATTLE CREEK	49015	Calhoun	1373	9%	0%	9%	9%	0%	64%	9%	41%	19.2
Michigan Youth Challenge Academy	5500 ARMSTRONG RD	BATTLE CREEK	49037	Calhoun	117	9%	3%	1%	24%	0%	57%	6%	21%	N/A
Pennfield Senior High School	8587 PENNFIELD RD	BATTLE CREEK	49017	Calhoun	675	5%	1%	1%	6%	0%	83%	4%	36%	18.6
Homer Community High School	403 SOUTH HILLSDALE ST	HOMER	49245	Calhoun	311	3%	0%	1%	0%	0%	94%	2%	46%	18.9
Calhoun County Juvenile Home	14555 18 1/2 MILE RD	MARSHALL	49068	Calhoun	12	0%	0%	0%	8%	0%	75%	17%	100%	14.5
Marshall Academy	18203 HOMER RD	MARSHALL	49068	Calhoun	258	4%	1%	0%	16%	0%	76%	3%	45%	19.1
Marshall High School	701 NORTH MARSHALL AVE	MARSHALL	49068	Calhoun	854	4%	0%	2%	12%	0%	81%	1%	31%	20.6
Tekonsha Schools	245 SOUTH ELM ST	TEKONSHA	49092	Calhoun	260	6%	0%	1%	2%	0%	89%	2%	65%	17.3
Brookside Learning Center	61662 DAILEY RD	CASSOPOLIS	49031	Cass	29	3%	3%	0%	0%	0%	86%	7%	79%	N/A
Cassopolis Alternative Ed.	725 CENTER ST	CASSOPOLIS	49031	Cass	47	2%	2%	0%	6%	0%	83%	6%	36%	17.7
Ross Beatty High School	22721 DIAMOND COVE ST	CASSOPOLIS	49031	Cass	430	3%	0%	3%	26%	0%	62%	5%	58%	18.3
North Pointe Center	704 ORCHARD ST	DOWAGIAC	49047	Cass	80	6%	1%	0%	16%	0%	74%	3%	79%	N/A
Pathfinders Alternative Ed	206 MAIN ST	DOWAGIAC	49047	Cass	61	16%	0%	0%	5%	0%	67%	11%	80%	15.8
Union High School	243 SOUTH FRONT ST	DOWAGIAC	49047	Cass	644	14%	0%	0%	8%	0%	66%	11%	66%	18.2
Edwardsburg High School	69410 SECTION ST	EDWARDSBURG	49112	Cass	883	4%	1%	2%	1%	0%	89%	3%	28%	21.5
Marcellus High School	P.O. BOX 48	MARCELLUS	49067	Cass	323	1%	0%	1%	2%	0%	94%	2%	56%	19.9
Volinia Outcome Base School	P.O. BOX 48	MARCELLUS	49067	Cass	38	8%	0%	0%	5%	0%	84%	3%	89%	19.3
Camden-Frontier High School	4971 WEST MONTGOMERY RD	CAMDEN	49232	Hillsdale	160	0%	0%	1%	1%	0%	98%	1%	51%	17.5
Hillsdale High School	30 SOUTH NORWOOD AVE	HILLSDALE	49242	Hillsdale	439	4%	0%	1%	3%	0%	91%	1%	54%	20
Horizon Alternative School	30 S NORWOOD AVE	HILLSDALE	49242	Hillsdale	35	3%	0%	0%	3%	0%	94%	0%	77%	14
Will Carleton Charter School Academy	2001 WEST HALLETT RD	HILLSDALE	49242	Hillsdale	337	1%	0%	0%	1%	0%	97%	1%	17%	18.3
Jonesville Alternative H.S.	401 EAST CHICAGO ST	JONESVILLE	49250	Hillsdale	57	0%	0%	0%	0%	0%	98%	2%	74%	15.5
Jonesville High School	460 ADRIAN RD	JONESVILLE	49250	Hillsdale	410	2%	1%	1%	0%	0%	94%	1%	34%	19
Litchfield High School	210 WILLIAMS ST	LITCHFIELD	49252	Hillsdale	152	3%	0%	0%	0%	0%	94%	3%	59%	17.2
North Adams-Jerome Middle/High School	4555 KNOWLES RD	NORTH ADAMS	49262	Hillsdale	179	3%	1%	2%	0%	0%	91%	3%	54%	17.5
Pittsford Area High School	9304 HAMILTON RD	PITTSFORD	49271	Hillsdale	318	2%	1%	0%	1%	0%	93%	3%	45%	19.2
Reading High School	PO BOX 330	READING	49274	Hillsdale	395	3%	1%	1%	2%	0%	93%	2%	53%	18
Waldron High School	13380 WALDRON RD	WALDRON	49288	Hillsdale	87	0%	0%	0%	0%	0%	100%	0%	47%	18.8
Columbia Central High School	11775 HEWITT RD	BROOKLYN	49230	Jackson	625	2%	0%	1%	1%	0%	94%	1%	36%	21.4

School	Address	City	Zip Code	County	Total Enrollment	Percent Hispanic	Percent American Indian	Percent Asian	Percent Black	Percent Native Hawaiian	Percent White	Percent Multiracial	Percent Free or Reduced Lunch	Mean ACT Score*
Columbia Alternative Education	4460 NORTH LAKE RD	CLARKLAKE	49234	Jackson	98	2%	0%	0%	0%	0%	97%	1%	50%	16.1
Concord High School	P.O. BOX 338	CONCORD	49237	Jackson	270	6%	1%	0%	10%	0%	81%	1%	41%	18.5
Grass Lake High School	11500 WARRIOR TRL	GRASS LAKE	49240	Jackson	371	1%	1%	1%	1%	0%	95%	1%	18%	20.1
Hanover-Horton High School	10000 MOSCOW RD	HORTON	49246	Jackson	356	3%	0%	1%	1%	0%	93%	2%	21%	21.4
Hanover-Horton Virtual School	10000 MOSCOW RD	HORTON	49246	Jackson	17	0%	0%	0%	0%	0%	100%	0%	24%	N/A
Da Vinci Institute (9-12)	2255 EMMONS RD	JACKSON	49201	Jackson	150	2%	0%	0%	9%	0%	76%	13%	74%	16.5
East Jackson High School	1566 NORTH SUTTON RD	JACKSON	49202	Jackson	303	4%	1%	1%	5%	1%	86%	3%	53%	17.8
Jackson High School	544 WILDWOOD AVE	JACKSON	49201	Jackson	1280	6%	0%	1%	37%	0%	52%	4%	55%	18.5
Jackson ISD Local Based Special Education Programs	6700 BROWNS LAKE ROAD	JACKSON	49201	Jackson	83	1%	0%	0%	6%	0%	84%	8%	42%	11
Jackson Preparatory & Early College	2111 EMMONS RD	JACKSON	49201	Jackson	284	6%	0%	5%	14%	0%	70%	5%	26%	N/A
Lyle A. Torrant Center	1175 WEST PARNALL RD	JACKSON	49201	Jackson	197	2%	0%	1%	11%	1%	86%	0%	64%	N/A
Northwest Alternative High School	6900 RIVES JUNCTION RD	JACKSON	49201	Jackson	92	5%	0%	1%	10%	0%	80%	3%	59%	14.8
Northwest High School	4200 VAN HORN RD	JACKSON	49201	Jackson	878	4%	0%	1%	3%	0%	86%	6%	36%	18.6
South Central Michigan Virtual	310 W. MORRELL STREET	JACKSON	49203	Jackson	102	4%	0%	1%	22%	0%	73%	1%	54%	N/A
TA Wilson School	310 WEST MORRELL ST	JACKSON	49203	Jackson	175	2%	1%	1%	57%	1%	35%	3%	87%	16.3
Vandercook Lake High School	1000 EAST GOLF AVE	JACKSON	49203	Jackson	630	3%	0%	1%	5%	0%	87%	4%	57%	18.8
WAY East Jackson	1404 NORTH SUTTON RD	JACKSON	49202	Jackson	51	0%	0%	0%	16%	0%	84%	0%	45%	14
Woodville Community Center	3950 CATHERINE ST	JACKSON	49203	Jackson	105	4%	0%	1%	4%	0%	86%	6%	63%	15.3
Youth Home- Jackson ISD	6700 BROWNS LAKE RD	JACKSON	49201	Jackson	22	5%	0%	0%	45%	0%	45%	5%	64%	N/A
Michigan Center Jr/Sr High School	400 S STATE ST	MICHIGAN CENTER	49254	Jackson	652	2%	0%	0%	2%	0%	92%	3%	45%	18.2
Ackerson Lake Community Education	P.O. BOX 308	NAPOLEON	49261	Jackson	51	12%	0%	0%	0%	0%	88%	0%	47%	14.3
Napoleon High School	P.O. BOX 308	NAPOLEON	49261	Jackson	386	2%	1%	0%	2%	0%	93%	2%	28%	19.9
Western High School	1400 SOUTH DEARING RD	PARMA	49269	Jackson	910	2%	0%	1%	3%	0%	88%	5%	29%	20.3
Springport High School	PO BOX 100	SPRINGPORT	49284	Jackson	270	4%	1%	0%	0%	0%	91%	4%	48%	20.1
Climax-Scotts High School	372 SOUTH MAIN ST	CLIMAX	49034	Kalamazoo	274	5%	0%	0%	0%	0%	92%	2%	37%	18.2
Climax-Scotts Virtual Academy	372 SOUTH MAIN ST	CLIMAX	49034	Kalamazoo	11	0%	0%	0%	0%	0%	100%	0%	91%	N/A
Galesburg-Augusta Alternative Education	1076 N. 37TH STREET	GALESBURG	49053	Kalamazoo	6	0%	0%	0%	0%	0%	100%	0%	83%	14.5
Galesburg-Augusta High School	1076 NORTH 37TH ST	GALESBURG	49053	Kalamazoo	307	6%	0%	0%	2%	0%	90%	3%	44%	19.5
Barclay Hills Education Center	1125 EAST MOSEL AVE	KALAMAZOO	49004	Kalamazoo	116	9%	2%	0%	26%	1%	54%	9%	72%	13.3
Comstock Compass High School	3010 GULL RD	KALAMAZOO	49048	Kalamazoo	193	8%	1%	1%	36%	0%	44%	11%	78%	14.2
Comstock High School	2107 NORTH 26TH ST	KALAMAZOO	49048	Kalamazoo	483	10%	1%	2%	14%	0%	63%	9%	62%	18.6
Kalamazoo Adult Education	714 SOUTH WESTNEDGE AVE	KALAMAZOO	49007	Kalamazoo	15	7%	7%	0%	60%	0%	27%	0%	73%	N/A
Kalamazoo Central High School	2432 NORTH DRAKE RD	KALAMAZOO	49006	Kalamazoo	1647	9%	0%	3%	50%	0%	32%	6%	55%	18.2
Kalamazoo RESA West Campus-Young Adult Program	422 EAST SOUTH ST	KALAMAZOO	49007	Kalamazoo	134	4%	1%	2%	25%	0%	64%	3%	63%	N/A
Lakeside Charter School	3921 OAKLAND DR FRNT	KALAMAZOO	49008	Kalamazoo	111	18%	4%	0%	49%	1%	25%	4%	100%	13.4
Loy Norrix High School	606 EAST KILGORE RD	KALAMAZOO	49001	Kalamazoo	1558	13%	1%	2%	31%	0%	48%	6%	55%	19.2
Parchment High School	1916 EAST G AVE	KALAMAZOO	49004	Kalamazoo	464	6%	0%	1%	11%	0%	71%	11%	47%	19.9
Phoenix Alternative High School	1411 OAKLAND DR	KALAMAZOO	49008	Kalamazoo	199	8%	1%	0%	71%	1%	13%	7%	71%	13.7
Transition Services	714 SOUTH WESTNEDGE AVE	KALAMAZOO	49007	Kalamazoo	31	13%	0%	0%	61%	0%	23%	3%	68%	N/A
Valley Center School	3122 LAKE ST	KALAMAZOO	49048	Kalamazoo	32	0%	0%	0%	22%	3%	63%	13%	84%	N/A
Youth Advancement Academy	6750 CHIME ST	KALAMAZOO	49009	Kalamazoo	42	7%	0%	0%	69%	0%	10%	14%	81%	12.3
Youth Center School	1424 GULL RD	KALAMAZOO	49048	Kalamazoo	77	9%	0%	0%	66%	0%	18%	6%	56%	13.5
Portage Central High School	8135 SOUTH WESTNEDGE AVE	PORTAGE	49002	Kalamazoo	1394	4%	0%	7%	3%	0%	79%	6%	14%	22.4
Portage Community High School	1010 WEST MILHAM AVE	PORTAGE	49024	Kalamazoo	174	5%	0%	3%	24%	0%	52%	16%	68%	15
Portage Northern High School	1000 IDAHO AVE	PORTAGE	49024	Kalamazoo	1374	6%	0%	5%	6%	0%	74%	8%	22%	22
WoodsEdge Learning Center	1501 E. MILHAM ROAD	PORTAGE	49002	Kalamazoo	273	7%	1%	1%	20%	0%	67%	4%	46%	N/A
Bedford Community/Family Learning Center	11775 EAST D AVE	RICHLAND	49083	Kalamazoo	25	0%	0%	4%	0%	0%	92%	4%	4%	N/A
Gull Lake Gateway Academy	11775 EAST D AVENUE	RICHLAND	49083	Kalamazoo	28	7%	0%	0%	11%	0%	64%	18%	71%	14
Gull Lake High School	7753 NORTH 34TH ST	RICHLAND	49083	Kalamazoo	991	2%	0%	2%	4%	0%	87%	5%	18%	22.4
Gull Lake Virtual School	11775 E D AVE	RICHLAND	49083	Kalamazoo	125	1%	0%	1%	5%	0%	92%	2%	22%	16
Schoolcraft High School	511 EAST LYONS ST	SCHOOLCRAFT	49087	Kalamazoo	363	2%	0%	2%	1%	0%	93%	2%	23%	20.7
Vicksburg High School	501 EAST HIGHWAY ST	VICKSBURG	49097	Kalamazoo	804	3%	1%	1%	1%	0%	92%	2%	27%	21.6
W-A-Y Vicksburg Program	301 S. KALAMAZOO STREET	VICKSBURG	49097	Kalamazoo	82	9%	2%	0%	1%	0%	83%	5%	23%	18.2
Eastern High School	2200 PETTIS AVE NE	ADA	49301	Kent	809	1%	0%	7%	3%	0%	85%	3%	8%	23.2
Byron Center Charter School	9930 BURLINGAME AVE SW	BYRON CENTER	49315	Kent	241	4%	0%	0%	2%	0%	93%	1%	42%	19.1
Byron Center High School	8500 BURLINGAME AVE SW	BYRON CENTER	49315	Kent	1085	6%	0%	5%	2%	0%	84%	2%	18%	21.4
Caledonia High School	9050 KRAFT AVE SE	CALEDONIA	49316	Kent	1459	4%	0%	3%	2%	0%	89%	2%	14%	21.8
Glenmor High School	8948 KRAFT AVE SE	CALEDONIA	49316	Kent	21	19%	0%	0%	5%	0%	76%	0%	48%	15.4
Cedar Springs High School	204 EAST MUSKOGON ST	CEDAR SPRINGS	49319	Kent	960	4%	1%	0%	1%	0%	90%	4%	38%	20

School	Address	City	Zip Code	County	Total Enrollment	Percent Hispanic	Percent American Indian	Percent Asian	Percent Black	Percent Native Hawaiian	Percent White	Percent Multiracial	Percent Free or Reduced Lunch	Mean ACT Score*
Creative Technologies Academy	350 PINE ST	CEDAR SPRINGS	49319	Kent	296	5%	1%	0%	3%	0%	88%	3%	21%	17.7
New Beginnings Alternative High School	204 EAST MUSKEGON ST	CEDAR SPRINGS	49319	Kent	64	5%	2%	0%	2%	0%	89%	3%	75%	15.5
Comstock Park High School	150 6 MILE RD NE	COMSTOCK PARK	49321	Kent	684	16%	0%	2%	8%	0%	69%	5%	46%	20.3
54th Street Academy	173 54TH ST SW	GRAND RAPIDS	49548	Kent	95	24%	3%	2%	38%	1%	32%	0%	67%	13.8
Bethany Based School	901 EASTERN AVE NE	GRAND RAPIDS	49503	Kent	22	5%	5%	0%	18%	0%	73%	0%	50%	14.8
CA Frost Environmental Science Academy	1460 LAUGHLIN DR NW	GRAND RAPIDS	49504	Kent	596	21%	0%	0%	13%	0%	57%	8%	53%	N/A
Central High School	5901 HALL ST SE	GRAND RAPIDS	49546	Kent	1315	2%	0%	6%	3%	0%	86%	4%	7%	24.6
City Middle/High School	1720 PLAINFIELD AVE NE	GRAND RAPIDS	49505	Kent	742	21%	0%	8%	11%	0%	54%	6%	39%	26.4
Community Transition Campus	225 MAYFIELD AVE NE	GRAND RAPIDS	49503	Kent	155	9%	0%	4%	18%	0%	66%	3%	50%	N/A
Covenant House Academy Grand Rapids	50 ANTOINE ST SW	GRAND RAPIDS	49507	Kent	367	35%	1%	2%	55%	0%	6%	0%	99%	13.8
Crossroads Alternative High School	28 60TH ST SE	GRAND RAPIDS	49548	Kent	263	14%	1%	2%	43%	0%	33%	7%	73%	14.3
East Grand Rapids High School	2211 LAKE DR SE	GRAND RAPIDS	49506	Kent	993	2%	0%	3%	4%	0%	90%	1%	5%	24.6
East Kentwood Freshman Campus	6170 VALLEY LANE DR SE	GRAND RAPIDS	49508	Kent	739	12%	0%	11%	36%	0%	33%	8%	65%	N/A
East Kentwood High School	6230 KALAMAZOO AVE SE	GRAND RAPIDS	49508	Kent	1883	14%	0%	15%	30%	0%	37%	4%	57%	18.8
Godwin Heights Learning Center	3529 DIVISION AVE S	GRAND RAPIDS	49548	Kent	83	48%	0%	1%	28%	0%	18%	5%	73%	13.2
Godwin Heights Senior High School	50 35TH ST SW	GRAND RAPIDS	49548	Kent	660	48%	0%	4%	22%	0%	21%	5%	82%	17.4
Grand Rapids Ellington Academy - High School	670 BURTON STREET, SE	GRAND RAPIDS	49507	Kent	54	13%	2%	0%	78%	0%	4%	4%	81%	N/A
Grand Rapids Learning Center	415 FULTON ST E	GRAND RAPIDS	49503	Kent	76	17%	0%	0%	42%	1%	36%	4%	54%	17.2
Grand Rapids Montessori Public School	159 COLLEGE AVE NE	GRAND RAPIDS	49503	Kent	420	15%	1%	0%	25%	0%	51%	7%	59%	18.7
Grand Rapids University Preparatory Academy	512 DIVISION AVE S	GRAND RAPIDS	49503	Kent	407	27%	0%	1%	57%	0%	8%	7%	78%	17.9
Grand River Preparatory High School	650 52ND ST SE	GRAND RAPIDS	49548	Kent	624	33%	0%	4%	24%	0%	32%	6%	55%	20.1
Home Education Site	2405 LEONARD ST NE	GRAND RAPIDS	49505	Kent	9	33%	0%	0%	44%	0%	0%	22%	78%	17
Hope Academy of West Michigan	240 BROWN STREET, SE	GRAND RAPIDS	49507	Kent	332	72%	0%	0%	24%	0%	4%	0%	84%	15.1
Innovation Central High School	421 FOUNTAIN ST NE	GRAND RAPIDS	49503	Kent	772	45%	1%	1%	38%	0%	10%	6%	71%	17
Kelloggsville High School	23 JEAN ST SW	GRAND RAPIDS	49548	Kent	722	32%	1%	8%	22%	0%	35%	3%	74%	16.6
Kenowa Hills High School	3825 HENDERSHOT AVE NW	GRAND RAPIDS	49544	Kent	1103	13%	1%	2%	4%	0%	78%	4%	42%	19.7
Kent Co. Correction Facility	701 BALL AVE NE	GRAND RAPIDS	49503	Kent	31	19%	3%	0%	48%	0%	19%	10%	32%	13.7
Kent Education Center-Beltline	1606 LEFFINGWELL AVE NE	GRAND RAPIDS	49525	Kent	80	1%	0%	3%	26%	0%	66%	4%	65%	13.4
Kent Vocational Options	864 CRAHEN AVE NE	GRAND RAPIDS	49525	Kent	107	10%	0%	1%	23%	0%	62%	4%	61%	N/A
Lighthouse Academy - North Campus	1260 EKHART ST NE	GRAND RAPIDS	49503	Kent	70	50%	1%	6%	30%	3%	4%	6%	99%	12.1
Lighthouse Academy - St. Johns	2355 KNAPP ST NE	GRAND RAPIDS	49505	Kent	27	7%	0%	0%	33%	0%	56%	4%	100%	N/A
Lighthouse Academy - The Haven	1565 CEDAR ST NE	GRAND RAPIDS	49503	Kent	19	11%	0%	0%	68%	0%	16%	5%	100%	N/A
Lighthouse Academy - Waalkes	1501 CEDAR ST NE	GRAND RAPIDS	49503	Kent	53	13%	0%	0%	64%	0%	19%	4%	100%	15.3
Lincoln Campus	860 CRAHEN AVE NE	GRAND RAPIDS	49525	Kent	365	18%	0%	2%	16%	0%	58%	6%	45%	N/A
Michigan Virtual Charter Academy	678 FRONT AVENUE, NW, SUITE 265	GRAND RAPIDS	49504	Kent	2863	7%	1%	3%	19%	0%	67%	4%	64%	17.7
Newcomers Community School	1800 TREMONT BLVD NW	GRAND RAPIDS	49504	Kent	47	43%	0%	6%	45%	0%	6%	0%	100%	N/A
Nexus Academy of Grand Rapids	801 BROADWAY AVE NORTHWEST STE 225	GRAND RAPIDS	49504	Kent	187	14%	1%	1%	19%	0%	59%	7%	68%	20.1
Northern High School	3801 LEONARD ST NE	GRAND RAPIDS	49525	Kent	1106	4%	0%	9%	7%	0%	76%	4%	12%	23.7
Northview Alternative High School	3801 EAST BELTLINE SE	GRAND RAPIDS	49525	Kent	124	13%	2%	1%	14%	0%	65%	6%	57%	16.4
Northview High School	4451 HUNSBERGER AVE NE	GRAND RAPIDS	49525	Kent	1167	7%	0%	2%	7%	0%	79%	5%	36%	21
Ottawa Hills High School	2055 ROSEWOOD AVE SE	GRAND RAPIDS	49506	Kent	559	13%	0%	2%	73%	0%	8%	4%	63%	16.2
Pine Rest - Kentwood Public Schools	300 68TH ST SE	GRAND RAPIDS	49548	Kent	56	4%	0%	0%	21%	0%	70%	5%	79%	18
Shared Time	1331 FRANKLIN ST SE	GRAND RAPIDS	49506	Kent	14	14%	0%	0%	7%	0%	79%	0%	0%	N/A
Southeast Career Pathways	1356 JEFFERSON AVE SE	GRAND RAPIDS	49507	Kent	75	44%	0%	0%	43%	0%	9%	4%	68%	14.3
Union High School	1800 TREMONT BLVD NW	GRAND RAPIDS	49504	Kent	1051	46%	1%	1%	31%	0%	14%	7%	78%	16.2
Wellspring Preparatory High School	1031 PAGE NE	GRAND RAPIDS	49505	Kent	469	22%	0%	2%	22%	0%	48%	5%	48%	21.9
West MI Academy of Environmental Science	4463 LEONARD ST NW	GRAND RAPIDS	49534	Kent	689	27%	2%	1%	10%	0%	60%	0%	60%	20.2
West Michigan Aviation Academy	5363 44TH STREET, S.E.	GRAND RAPIDS	49512	Kent	542	15%	0%	5%	15%	0%	61%	3%	36%	21.4
Grandville High School	4700 CANAL AVE SW	GRANDVILLE	49418	Kent	1850	10%	0%	3%	4%	0%	78%	4%	26%	21.2
Kent City Alternative High School	351 N MAIN ST	KENT CITY	49330	Kent	5	20%	0%	0%	0%	0%	80%	0%	40%	11.5
Kent City High School	351 NORTH MAIN ST	KENT CITY	49330	Kent	364	15%	0%	2%	1%	0%	81%	1%	48%	19.8
Kent City Middle School	285 NORTH MAIN ST	KENT CITY	49330	Kent	262	18%	0%	1%	0%	0%	80%	2%	56%	N/A
Lighthouse Academy	3300 36TH ST SE	KENTWOOD	49512	Kent	143	15%	1%	1%	36%	0%	44%	3%	86%	13.2
Lowell Senior High School	11700 VERGENNES ST	LOWELL	49331	Kent	1175	3%	0%	1%	2%	1%	92%	1%	25%	22
Unity Alternative School	300 HIGH ST	LOWELL	49331	Kent	26	0%	0%	0%	8%	0%	92%	0%	65%	16
River Valley Academy	350 NORTH MAIN ST	ROCKFORD	49341	Kent	71	6%	0%	0%	1%	0%	89%	4%	31%	17
Rockford H.S. Freshman Center	4500 KROES ST NE	ROCKFORD	49341	Kent	622	5%	0%	2%	0%	0%	89%	4%	13%	N/A
Rockford High School	4100 KROES ST NE	ROCKFORD	49341	Kent	1904	4%	0%	2%	1%	0%	89%	4%	11%	22
Sparta Senior High School	475 WEST SPARTAN DR	SPARTA	49345	Kent	872	9%	0%	1%	2%	0%	86%	2%	32%	19.7

School	Address	City	Zip Code	County	Total Enrollment	Percent Hispanic	Percent American Indian	Percent Asian	Percent Black	Percent Native Hawaiian	Percent White	Percent Multiracial	Percent Free or Reduced Lunch	Mean ACT Score*
East Lee Campus	982 LEE ST SW	WYOMING	49509	Kent	104	67%	1%	0%	15%	0%	13%	3%	85%	13.3
Lee High School	1335 LEE ST SW	WYOMING	49509	Kent	513	81%	0%	0%	6%	0%	9%	4%	91%	17.8
Wyoming High School	1350 PRAIRIE PKWY SW	WYOMING	49509	Kent	986	35%	1%	5%	12%	0%	41%	5%	67%	19.2
Wyoming Junior High	2125 WRENWOOD SW	WYOMING	49519	Kent	973	43%	1%	4%	12%	0%	35%	6%	81%	N/A
Baldwin Alternative Education	525 FOURTH STREET	BALDWIN	49304	Lake	13	0%	0%	0%	100%	0%	0%	0%	100%	N/A
Baldwin Senior High School	525 4TH ST	BALDWIN	49304	Lake	133	2%	0%	1%	38%	0%	58%	1%	91%	17.7
Mackinac Preparatory Academy	525 4TH STREET	BALDWIN	49304	Lake	40	3%	3%	0%	25%	0%	65%	5%	63%	18.7
Addison High School	219 NORTH COMSTOCK ST	ADDISON	49220	Lenawee	269	6%	0%	1%	1%	0%	89%	3%	36%	18.9
Adrian Adult and Alternative Education	726 ELM ST	ADRIAN	49221	Lenawee	55	31%	0%	0%	5%	0%	60%	4%	67%	13
Adrian High School	785 RIVERSIDE AVE	ADRIAN	49221	Lenawee	863	29%	1%	3%	5%	0%	57%	5%	53%	19.1
JCC/LISD Academy: A Regional Middle College	4107 NORTH ADRIAN HWY	ADRIAN	49221	Lenawee	67	7%	0%	3%	1%	0%	88%	0%	15%	21.9
Madison High School	3498 TREAT HWY	ADRIAN	49221	Lenawee	406	30%	0%	1%	2%	0%	63%	3%	53%	19.2
Maurice Spear Campus	2910 AIRPORT RD	ADRIAN	49221	Lenawee	22	9%	0%	0%	5%	0%	86%	0%	36%	18
Milton C. Porter Ed. Center	2946 SUTTON RD	ADRIAN	49221	Lenawee	129	9%	1%	0%	2%	0%	88%	0%	40%	N/A
Blissfield High School	630 SOUTH LANE ST	BLISSFIELD	49228	Lenawee	373	9%	0%	0%	2%	0%	88%	1%	25%	20.7
Britton Deerfield Schools-Britton Building	201 COLLEGE AVENUE	BRITTON	49229	Lenawee	370	3%	0%	1%	0%	0%	93%	2%	39%	19
Clinton High School	340 EAST MICHIGAN AVE	CLINTON	49236	Lenawee	340	1%	0%	0%	1%	0%	96%	0%	8%	20.5
Clinton Virtual Jr/Sr High School	341 E MICHIGAN AVE	CLINTON	49236	Lenawee	8	0%	0%	0%	0%	0%	100%	0%	38%	16
Hudson Alternative High School	771 N MAPLE GROVE AVE	HUDSON	49247	Lenawee	14	0%	0%	0%	0%	0%	100%	0%	71%	16.5
Hudson Area High School	771 NORTH MAPLE GROVE AVE	HUDSON	49247	Lenawee	279	9%	0%	0%	3%	0%	88%	1%	50%	20.2
Morenci Area Schools Alternative Education	304 PAGE ST	MORENCI	49256	Lenawee	21	0%	0%	0%	5%	0%	90%	5%	71%	N/A
Morenci Middle and High School	788 E. COOMER ST	MORENCI	49256	Lenawee	417	6%	0%	0%	1%	0%	89%	3%	59%	18.7
Onsted Community High School	P.O. BOX 220	ONSTED	49265	Lenawee	486	5%	0%	0%	0%	0%	92%	3%	31%	19.7
Sand Creek High School	6518 SAND CREEK HWY	SAND CREEK	49279	Lenawee	488	6%	1%	0%	0%	0%	90%	3%	38%	18.9
Tecumseh High School	760 BROWN ST	TECUMSEH	49286	Lenawee	842	7%	0%	1%	1%	0%	90%	0%	18%	22.2
Tecumseh Options Institute	212 NORTH OTTAWA ST	TECUMSEH	49286	Lenawee	58	12%	3%	0%	3%	0%	81%	0%	31%	14
Tecumseh Virtual Academy	760 BROWN ST	TECUMSEH	49286	Lenawee	57	9%	0%	0%	5%	0%	82%	4%	53%	16.4
Mason County Eastern Junior High/High School	18 SOUTH MAIN ST	CUSTER	49405	Mason	217	5%	0%	2%	0%	0%	87%	6%	65%	18.1
Academy of Science Math and Technology Early College	2130 W. US 10	LUDINGTON	49431	Mason	46	2%	0%	2%	0%	0%	93%	2%	20%	N/A
Developmental Classrooms	2130 WEST US HIGHWAY 10	LUDINGTON	49431	Mason	118	14%	0%	0%	5%	0%	80%	1%	70%	N/A
Ludington High School	809 EAST TINKHAM AVE	LUDINGTON	49431	Mason	710	10%	1%	1%	2%	0%	83%	4%	37%	20.7
Mason County Central H.S.	300 WEST BROADWAY AVE	SCOTTVILLE	49454	Mason	402	5%	1%	0%	2%	0%	90%	1%	44%	20.1
Fruitport Adult Education	3255 PONTALUNA RD	FRUITPORT	49415	Muskegon	44	5%	2%	0%	9%	0%	80%	5%	45%	N/A
Fruitport Alternative High School	3255 PONTALUNA RD	FRUITPORT	49415	Muskegon	35	9%	3%	0%	6%	0%	77%	6%	77%	15.6
Fruitport High School	357 NORTH 6TH AVE	FRUITPORT	49415	Muskegon	846	4%	1%	1%	3%	0%	90%	1%	37%	19.4
Holton High School	6500 4TH ST	HOLTON	49425	Muskegon	262	1%	2%	2%	1%	0%	92%	2%	61%	18
Holton Virtual Academy	6500 4TH ST	HOLTON	49425	Muskegon	46	2%	2%	0%	2%	0%	87%	7%	61%	19.3
Montague High School	4855 EILERS RD	MONTAGUE	49437	Muskegon	419	10%	1%	1%	1%	0%	85%	2%	41%	18.8
Mona Shores High School	1121 SEMINOLE RD	MUSKEGON	49441	Muskegon	1254	4%	0%	3%	11%	0%	78%	3%	36%	21.2
Muskegon Community Education Center	571 E APPLE AVE	MUSKEGON	49442	Muskegon	150	9%	2%	0%	55%	1%	27%	7%	73%	12.3
Muskegon County Juvenile Transition Center	630 HARVEY ST	MUSKEGON	49442	Muskegon	24	4%	0%	0%	71%	0%	25%	0%	71%	N/A
Muskegon Covenant Academy	125 CATHERINE AVE	MUSKEGON	49442	Muskegon	167	13%	0%	0%	74%	0%	10%	4%	99%	13.2
Muskegon Heights Academy	2441 SANFORD ST	MUSKEGON	49444	Muskegon	315	3%	0%	1%	94%	0%	2%	0%	80%	13.6
Muskegon High School	80 WEST SOUTHERN AVE	MUSKEGON	49441	Muskegon	975	12%	0%	0%	67%	0%	18%	3%	83%	16.7
North East Education Center	1001 WESLEY AVE	MUSKEGON	49442	Muskegon	26	12%	0%	0%	4%	0%	81%	4%	42%	12.5
North Muskegon High School	1507 MILLS AVE	MUSKEGON	49445	Muskegon	297	4%	0%	2%	4%	0%	85%	6%	26%	21.3
Oakridge Fusion	1050 CARR RD	MUSKEGON	49442	Muskegon	50	8%	4%	0%	4%	0%	76%	8%	76%	14.2
Oakridge High School	5493 HALL RD	MUSKEGON	49442	Muskegon	566	7%	1%	1%	3%	0%	87%	2%	57%	18.6
Oakridge Middle School	251 SOUTH WOLF LAKE RD	MUSKEGON	49442	Muskegon	332	9%	2%	1%	2%	1%	81%	6%	63%	N/A
Orchard View Community Education	1074 SHONAT ST	MUSKEGON	49442	Muskegon	212	9%	3%	0%	24%	0%	59%	4%	58%	N/A
Orchard View High School	16 NORTH QUARTERLINE RD	MUSKEGON	49442	Muskegon	690	11%	1%	0%	13%	0%	71%	4%	68%	18
Reeths-Puffer High School	1545 N ROBERTS RD	MUSKEGON	49445	Muskegon	1217	3%	0%	1%	6%	0%	89%	1%	45%	18.9
Wesley School	915 WESLEY AVE	MUSKEGON	49442	Muskegon	173	3%	0%	0%	20%	1%	75%	2%	73%	N/A
Ravenna High School	2766 SOUTH RAVENNA RD	RAVENNA	49451	Muskegon	363	8%	0%	1%	0%	0%	89%	1%	43%	20.2
White Lake Area Community Ed.	541 EAST SLOCUM ST	WHITEHALL	49461	Muskegon	93	9%	0%	0%	5%	0%	84%	2%	75%	11.4
Whitehall Senior High School	3100 WHITE LAKE DR	WHITEHALL	49461	Muskegon	665	3%	1%	1%	5%	0%	89%	0%	40%	20.2
Fremont High School	5421 S WARNER AVE	FREMONT	49412	Newaygo	701	4%	1%	1%	2%	0%	92%	0%	41%	20.9
Quest High School	350 CEDAR ST	FREMONT	49412	Newaygo	71	7%	1%	0%	6%	1%	85%	0%	69%	14.2
Grant High School	331 EAST STATE RD	GRANT	49327	Newaygo	540	21%	1%	1%	1%	0%	76%	1%	44%	20.1

School	Address	City	Zip Code	County	Total Enrollment	Percent Hispanic	Percent American Indian	Percent Asian	Percent Black	Percent Native Hawaiian	Percent White	Percent Multiracial	Percent Free or Reduced Lunch	Mean ACT Score*
Grant Learning Center	156 EAST STATE RD	GRANT	49327	Newaygo	93	65%	0%	0%	0%	0%	35%	0%	20%	15.1
Hesperia Community Education	96 S. DIVISION STREET	HESPERIA	49421	Newaygo	10	0%	0%	0%	0%	0%	100%	0%	70%	12.5
Hesperia High School	96 S. DIVISION STREET	HESPERIA	49421	Newaygo	276	7%	0%	0%	0%	0%	92%	0%	51%	19.4
Newaygo High School	P.O. BOX 820	NEWAYGO	49337	Newaygo	486	11%	1%	1%	1%	0%	86%	0%	57%	18.8
White Cloud High School	P.O. BOX 1000	WHITE CLOUD	49349	Newaygo	298	4%	2%	0%	3%	1%	89%	1%	55%	18.2
Hart High School	300 JOHNSON ST W	HART	49420	Oceana	387	39%	1%	0%	0%	0%	60%	1%	51%	19.6
Pentwater Public School	600 PARK ST	PENTWATER	49449	Oceana	269	7%	0%	0%	0%	0%	87%	5%	48%	20
Shelby High School	641 NORTH STATE ST	SHELBY	49455	Oceana	413	34%	1%	0%	0%	0%	63%	1%	74%	19.3
Walkerville Public School	145 EAST LATHROP STREET	WALKERVILLE	49459	Oceana	290	34%	1%	0%	0%	0%	63%	2%	91%	14.4
Allendale High School	10760 68TH AVE	ALLENDALE	49401	Ottawa	735	8%	0%	1%	1%	0%	87%	3%	22%	20.8
New Options High School	6633 LAKE MICHIGAN DR	ALLENDALE	49401	Ottawa	71	18%	0%	0%	6%	0%	68%	8%	58%	16.5
Ottawa Area Center	10160 96TH AVE	ALLENDALE	49401	Ottawa	349	11%	0%	2%	5%	1%	78%	3%	54%	N/A
Coopersville High School	198 EAST ST	COOPERSVILLE	49404	Ottawa	834	7%	0%	2%	0%	0%	90%	1%	22%	21
Career Development School	106 SOUTH 6TH ST	GRAND HAVEN	49417	Ottawa	33	18%	0%	0%	0%	0%	82%	0%	52%	N/A
Central High School	106 SOUTH 6TH ST	GRAND HAVEN	49417	Ottawa	104	8%	1%	0%	2%	0%	85%	5%	69%	17.5
Grand Haven Cyber School	1415 S BEECHTREE ST	GRAND HAVEN	49417	Ottawa	80	9%	0%	0%	0%	0%	88%	4%	63%	21.4
Grand Haven High School	17001 FERRIS ST	GRAND HAVEN	49417	Ottawa	1951	7%	1%	2%	1%	0%	87%	2%	28%	21.5
Black River Public School Middle/High	491 COLUMBIA AVE	HOLLAND	49423	Ottawa	575	15%	0%	4%	1%	0%	77%	3%	19%	22.8
Dunes Alternative High School	3685 BUTTERNUT DRIVE	HOLLAND	49424	Ottawa	30	77%	0%	3%	3%	0%	7%	10%	63%	12.3
Holland High School	600 VAN RAALTE AVE	HOLLAND	49423	Ottawa	1446	45%	0%	3%	7%	0%	41%	4%	61%	18.9
Holland Virtual Tech High School	600 VAN RAALTE AVE	HOLLAND	49423	Ottawa	120	68%	0%	3%	7%	0%	18%	4%	78%	14.9
Juvenile Services Center	6542 136TH AVE	HOLLAND	49424	Ottawa	22	23%	0%	0%	27%	0%	45%	5%	55%	N/A
Sheldon Pines School	6542 136TH AVE	HOLLAND	49424	Ottawa	24	17%	0%	4%	8%	0%	63%	8%	58%	14.5
West Ottawa High School Campus	3685 BUTTERNUT DR	HOLLAND	49424	Ottawa	2257	34%	0%	10%	3%	0%	49%	4%	48%	20.4
Hudsonville Freshman Building	3370 ALLEN ST	HUDSONVILLE	49426	Ottawa	448	5%	0%	2%	3%	0%	85%	3%	19%	N/A
Hudsonville High School	5037 32ND AVE	HUDSONVILLE	49426	Ottawa	1312	5%	0%	2%	1%	0%	90%	2%	21%	21.4
Jenison High School	2140 BAUER RD	JENISON	49428	Ottawa	1393	6%	0%	4%	1%	0%	84%	4%	23%	22.2
Jenison International Academy	7506 CHURCH CT	JENISON	49428	Ottawa	128	6%	0%	3%	3%	0%	78%	9%	27%	20.9
Spring Lake Alternative Education	345 HAMMOND ST	SPRING LAKE	49456	Ottawa	31	10%	0%	0%	0%	0%	84%	6%	68%	16.4
Spring Lake High School	16140 148TH AVE	SPRING LAKE	49456	Ottawa	841	2%	0%	1%	1%	0%	94%	2%	16%	22.7
Icademy Global	8485 HOMESTEAD DR	ZEELAND	49464	Ottawa	227	10%	2%	4%	5%	0%	77%	3%	22%	18.7
Venture Academy	PO BOX 110	ZEELAND	49464	Ottawa	108	24%	1%	2%	2%	0%	68%	4%	27%	16.2
Zeeland East High School	3333 96TH AVE	ZEELAND	49464	Ottawa	953	9%	0%	6%	1%	0%	81%	2%	15%	21.2
Zeeland West High School	3390 100TH AVE	ZEELAND	49464	Ottawa	819	15%	0%	6%	1%	0%	74%	2%	17%	21
Burr Oak High School	P.O. BOX 337	BURR OAK	49030	St. Joseph	77	6%	0%	10%	0%	0%	82%	1%	68%	15.9
Centreville Jr./Sr. High School	P.O. BOX 158	CENTREVILLE	49032	St. Joseph	398	3%	1%	1%	2%	0%	93%	1%	43%	20.2
Covered Bridge School	P.O. BOX 158	CENTREVILLE	49032	St. Joseph	16	0%	0%	0%	13%	0%	81%	6%	31%	N/A
Pathfinder Educational Center	62445 SHIMMEL RD	CENTREVILLE	49032	St. Joseph	93	11%	0%	2%	3%	0%	77%	6%	76%	N/A
Colon High School	400 DALLAS ST	COLON	49040	St. Joseph	251	2%	0%	2%	0%	0%	95%	1%	49%	17.5
Constantine Alternative Education	664 CANARIS ST	CONSTANTINE	49042	St. Joseph	63	5%	0%	0%	3%	0%	89%	3%	48%	14.5
Constantine High School	1 FALCON DR	CONSTANTINE	49042	St. Joseph	397	4%	0%	1%	2%	0%	92%	2%	45%	19.3
Mendon Middle/High School	148 KIRBY RD	MENDON	49072	St. Joseph	352	1%	0%	3%	2%	0%	92%	1%	47%	19.8
Sturgis High School	216 VINEWOOD AVE	STURGIS	49091	St. Joseph	968	32%	0%	1%	3%	0%	63%	1%	46%	18.9
Sturgis Schools Adult Education Center	107 WEST WEST ST	STURGIS	49091	St. Joseph	96	21%	0%	0%	4%	0%	74%	1%	46%	13.9
Barrows Adult Education	416 WASHINGTON ST	THREE RIVERS	49093	St. Joseph	9	0%	0%	0%	22%	0%	78%	0%	67%	N/A
Three Rivers High School	700 6TH AVE	THREE RIVERS	49093	St. Joseph	754	5%	0%	2%	7%	0%	79%	7%	41%	19.1
White Pigeon Jr/Sr High School	410 PRAIRIE AVE	WHITE PIGEON	49099	St. Joseph	409	7%	0%	1%	0%	0%	89%	3%	66%	18.3
Bangor Career Academy	12 N WALNUT ST	BANGOR	49013	Van Buren	139	17%	0%	0%	1%	0%	75%	7%	60%	16.1
Bangor High School	801 WEST ARLINGTON ST	BANGOR	49013	Van Buren	337	34%	1%	0%	8%	0%	54%	4%	64%	17.3
Behavioral Education Center	30 SOUTH WALNUT ST	BANGOR	49013	Van Buren	53	8%	0%	0%	2%	0%	87%	4%	81%	13.2
Bloomingtondale Middle and High School	P.O. BOX 217	BLOOMINGDALE	49026	Van Buren	652	30%	1%	0%	5%	0%	62%	2%	76%	19.5
Covert High School	35323 M 140 HWY	COVERT	49043	Van Buren	93	57%	0%	1%	25%	0%	8%	10%	92%	16.1
Decatur High School	110 CEDAR ST	DECATUR	49045	Van Buren	258	21%	1%	0%	2%	0%	71%	5%	60%	18.1
Gobles High School	P.O. BOX 412	GOBLES	49055	Van Buren	470	3%	0%	0%	0%	0%	92%	4%	41%	20
Gobles Virtual Academy	409 N STATE STREET	GOBLES	49055	Van Buren	23	9%	0%	0%	0%	0%	91%	0%	26%	16
Hartford Alternative Education	115 SCHOOL STREET	HARTFORD	49057	Van Buren	53	32%	0%	0%	6%	0%	60%	2%	68%	N/A
Hartford High School	121 SCHOOL ST	HARTFORD	49057	Van Buren	349	41%	2%	0%	3%	0%	52%	2%	68%	17.9
Bert Goens Learning Center	490 SOUTH PAW PAW ST	LAWRENCE	49064	Van Buren	152	24%	0%	1%	9%	0%	64%	3%	68%	N/A
Community-based Transition Center	490 SOUTH PAW PAW ST	LAWRENCE	49064	Van Buren	53	26%	0%	2%	4%	0%	57%	11%	40%	N/A

School	Address	City	Zip Code	County	Total Enrollment	Percent Hispanic	Percent American Indian	Percent Asian	Percent Black	Percent Native Hawaiian	Percent White	Percent Multiracial	Percent Free or Reduced Lunch	Mean ACT Score*
Lawrence Jr/Sr High School	650 WEST SAINT JOSEPH ST	LAWRENCE	49064	Van Buren	301	34%	0%	0%	2%	0%	61%	2%	55%	19.5
Lawton Accelerated Academic Center	101 PRIMARY WAY	LAWTON	49065	Van Buren	33	6%	0%	3%	3%	0%	88%	0%	36%	15
Lawton High School	101 PRIMARY WAY	LAWTON	49065	Van Buren	338	13%	0%	0%	2%	0%	79%	5%	51%	19.2
Mattawan High School	56720 MURRAY ST	MATTAWAN	49071	Van Buren	1219	3%	1%	2%	2%	0%	88%	3%	15%	22.9
Cedar Street Community and Family Center	555 CEDAR ST	PAW PAW	49079	Van Buren	90	8%	0%	0%	6%	0%	84%	2%	68%	N/A
Paw Paw High School	30609 EAST RED ARROW HWY	PAW PAW	49079	Van Buren	684	8%	0%	1%	1%	0%	86%	3%	34%	20.9
Career and Early College Academy	554 GREEN ST	SOUTH HAVEN	49090	Van Buren	66	12%	0%	0%	8%	0%	70%	11%	52%	14.3
South Haven High School	600 ELKENBURG ST	SOUTH HAVEN	49090	Van Buren	606	16%	0%	1%	15%	0%	63%	5%	53%	19.9

*Mean ACT Score for the 2014-15 School Year

Source: Center for Educational Performance and Information (CEPI), 2016.

Prepared by Wayne State University Center for Urban Studies (2016)

Health Needs

Western Michigan AHEC Region

	Nativity Statistics		Mortality Statistics 3-year (2012-2014) average mortality rate (per 100,000 persons)				
	Low Weight Live Birth Rate (per 1,000 live births)	Inadequate Prenatal Care (% of live births)	Chronic Lower Respiratory Diseases		Unintentional		
			Cancer	Heart Disease	Injury	Stroke	
<i>Michigan</i>	83.8	27.3	208.7	54.3	243.2	41.7	44.9
Allegan	65.3	26.8	193.0	53.5	186.5	37.5	37.8
Barry	55.5	27.4	196.6	53.0	186.5	50.1	50.2
Berrien	88	33.5	251.4	69.9	255.3	45.4	70.5
Branch	58.5	41.3	214.2	90.2	253.0	39.0	63.5
Calhoun	86.2	38.7	232.9	77.9	235.4	47.7	50.9
Cass	64.1	32.6	251.8	70.2	231.8	44.4	51.5
Hillsdale	44.6	37.5	246.0	92.6	283.8	45.6	55.0
Jackson	73.3	27.8	245.9	68.6	243.5	35.0	47.1
Kalamazoo	80.3	33.7	169.6	48.8	170.0	44.3	36.8
Kent	82	27.6	161.6	33.3	178.1	41.5	31.0
Lake	80.5	35.6	357.0	76.1	409.6	61.4	127.7
Lenawee	74.5	22.3	232.1	77.7	262.4	41.4	45.1
Mason	74.2	26.1	274.0	89.4	275.1	47.6	58.0
Muskegon	103.6	28.8	221.3	60.8	214.5	47.9	51.5
Newaygo	46.6	20.3	255.9	82.8	207.9	45.2	54.9
Oceana	107	36.1	212.3	61.0	240.2	61.0	47.1
Ottawa	53.1	20.2	153.0	29.2	139.9	30.9	35.6
St. Joseph	78.8	40.8	222.2	74.4	307.1	47.6	49.8
Van Buren	52.8	33.8	233.4	66.0	216.1	49.6	39.4

*An asterisk indicates the ratio does not meet standards of reliability or precision.

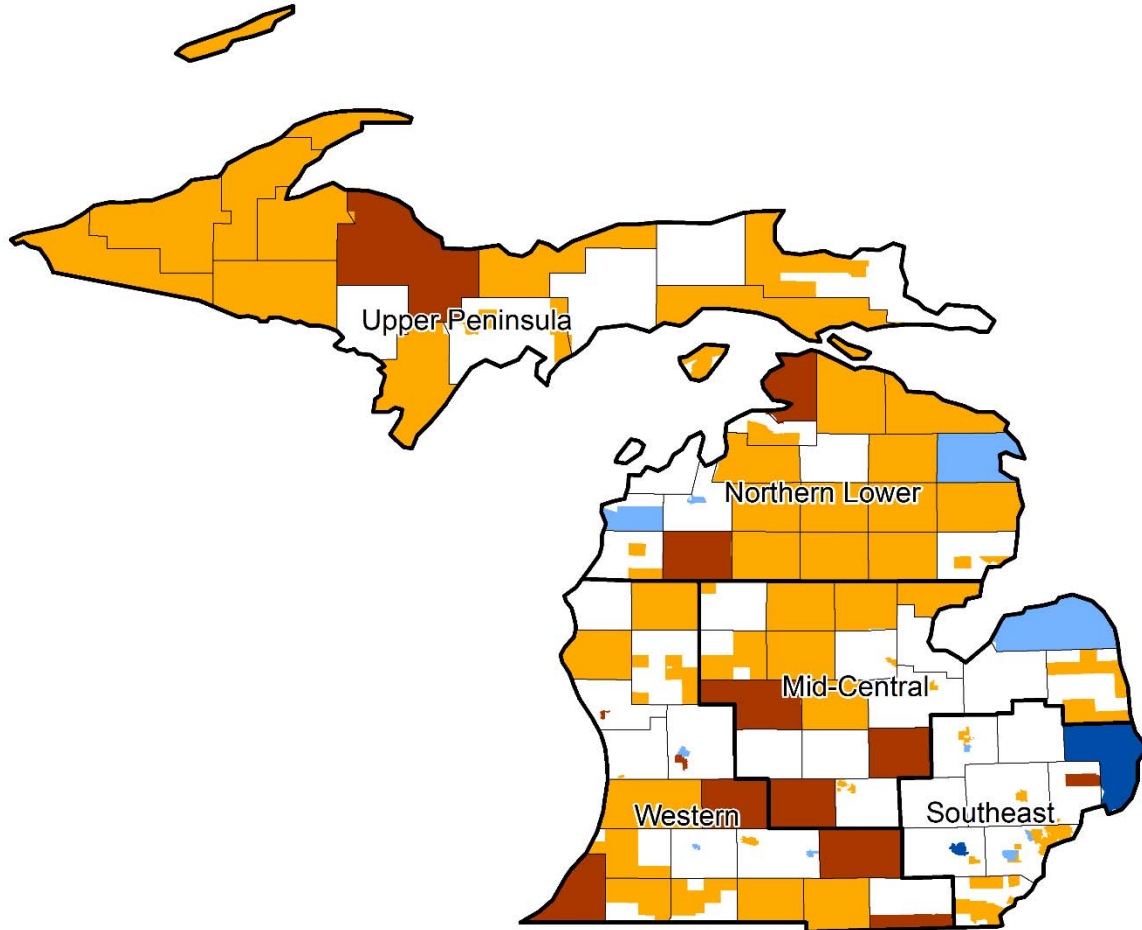
Source: Michigan Department of Health and Human Services, 2014.
Prepared by Wayne State University Center for Urban Studies (2016)

APPENDIX

Medically Underserved Area/Population (MUA/P) Designations	99
Health Professional Shortage Area (HPSA) Designations	100
Clinically-Active Primary Care Providers	103
Federally Qualified Health Centers/Critical Access Hospitals	105
Rural Health	107
Area Boundaries – Congressional Districts and Core-Based Statistical Areas	109
Demographic Census Data	112
School District Data	118

Medically Underserved Areas and Populations (MUA/P), 2016

Michigan AHEC Regions



Designated Area Type

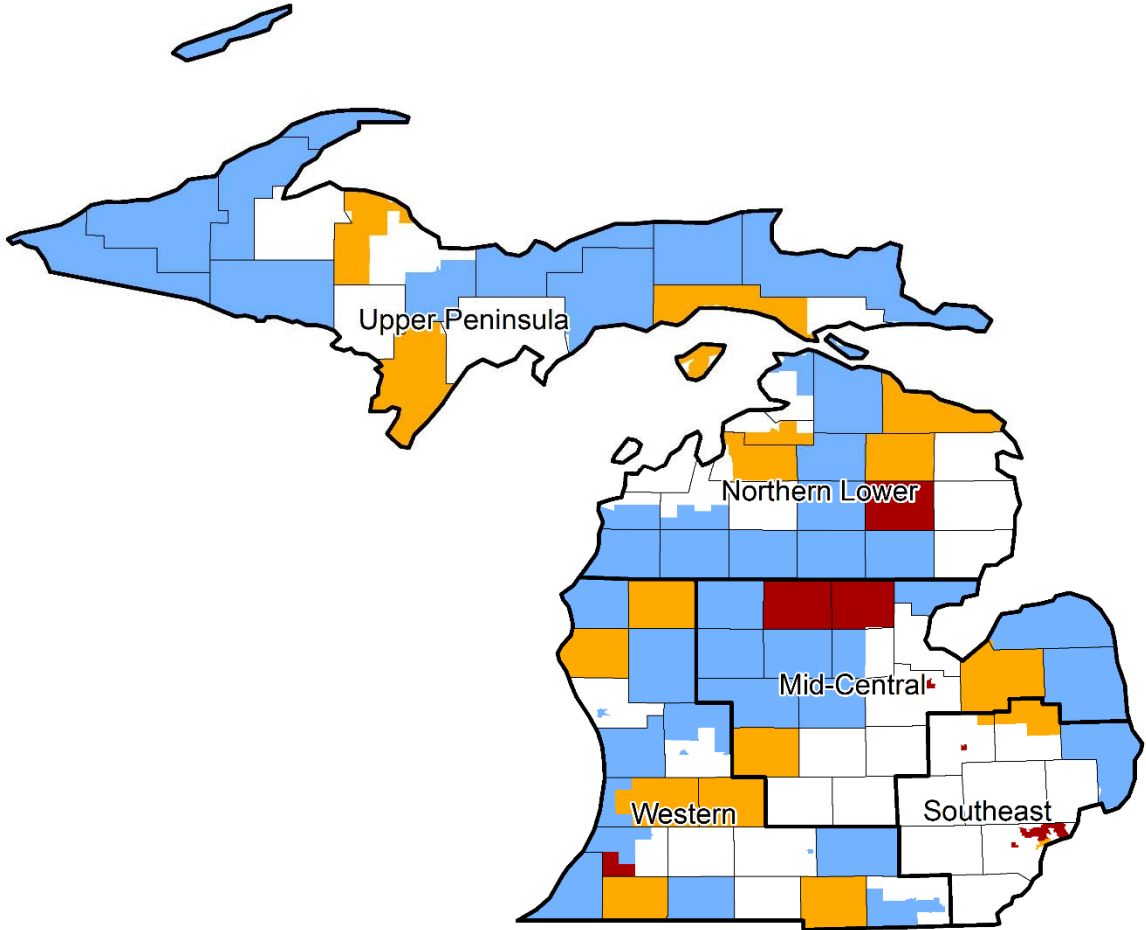
- Medically Underserved Area (MUA)
- Governor's Exception (MUA)
- Medically Underserved Population (MUP)
- Governor's Exception (MUP)

Source: HRSA Data Warehouse, 2016.

Prepared by Wayne State University Center for Urban Studies (2016)

Healthcare Professional Shortage Area (HPSA) – Primary Care, 2016

Michigan AHEC Regions



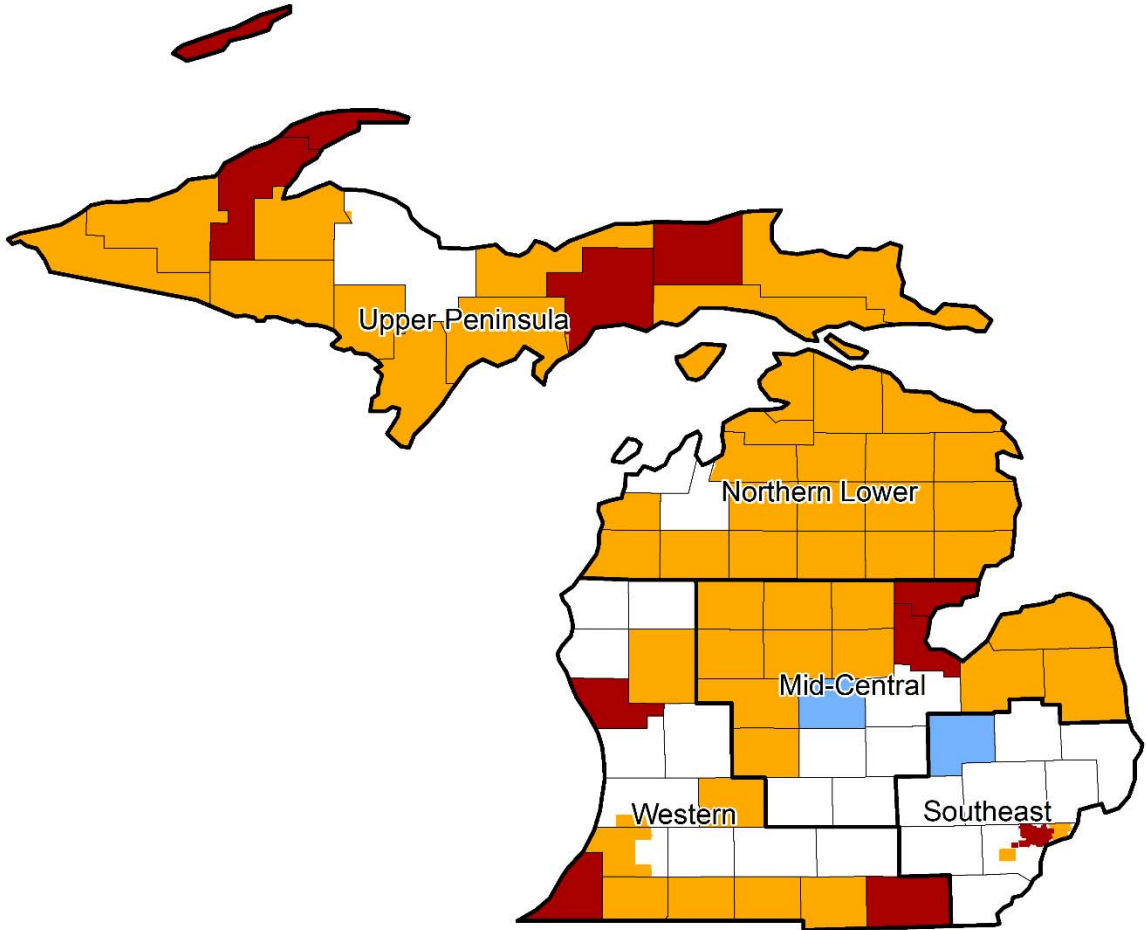
Designated Area Type

- Geographic Shortage Area
- High Needs Geographic Shortage Area
- Population Shortage Area

Source: HRSA Data Warehouse, 2016.
Prepared by Wayne State University Center for Urban Studies (2016)

Healthcare Professional Shortage Area (HPSA) – Mental Health, 2016

Michigan AHEC Regions



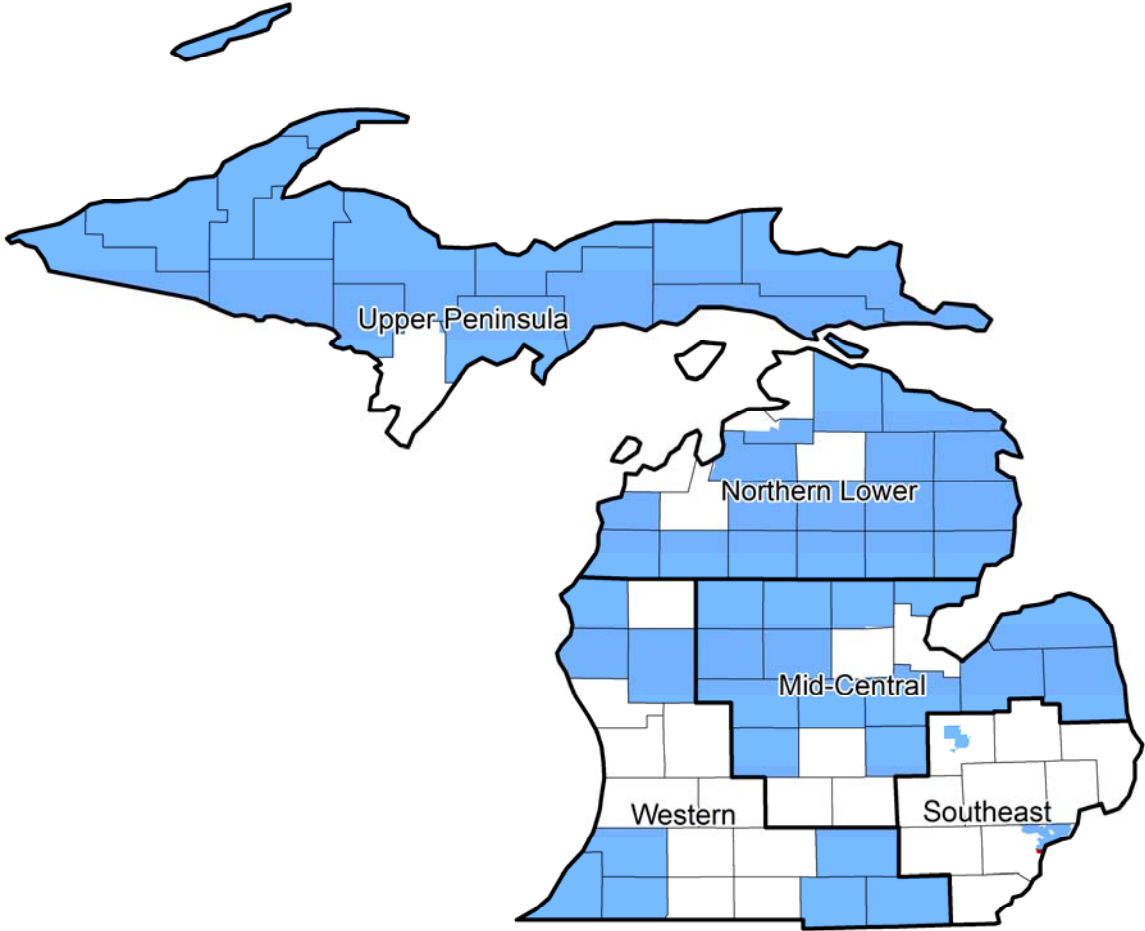
Designated Area Type

- Geographic Shortage Area
- High Needs Geographic Shortage Area
- Population Shortage Area

Source: HRSA Data Warehouse, 2016.
Prepared by Wayne State University Center for Urban Studies (2016)

Healthcare Professional Shortage Area (HPSA) – Dental Care, 2016

Michigan AHEC Regions



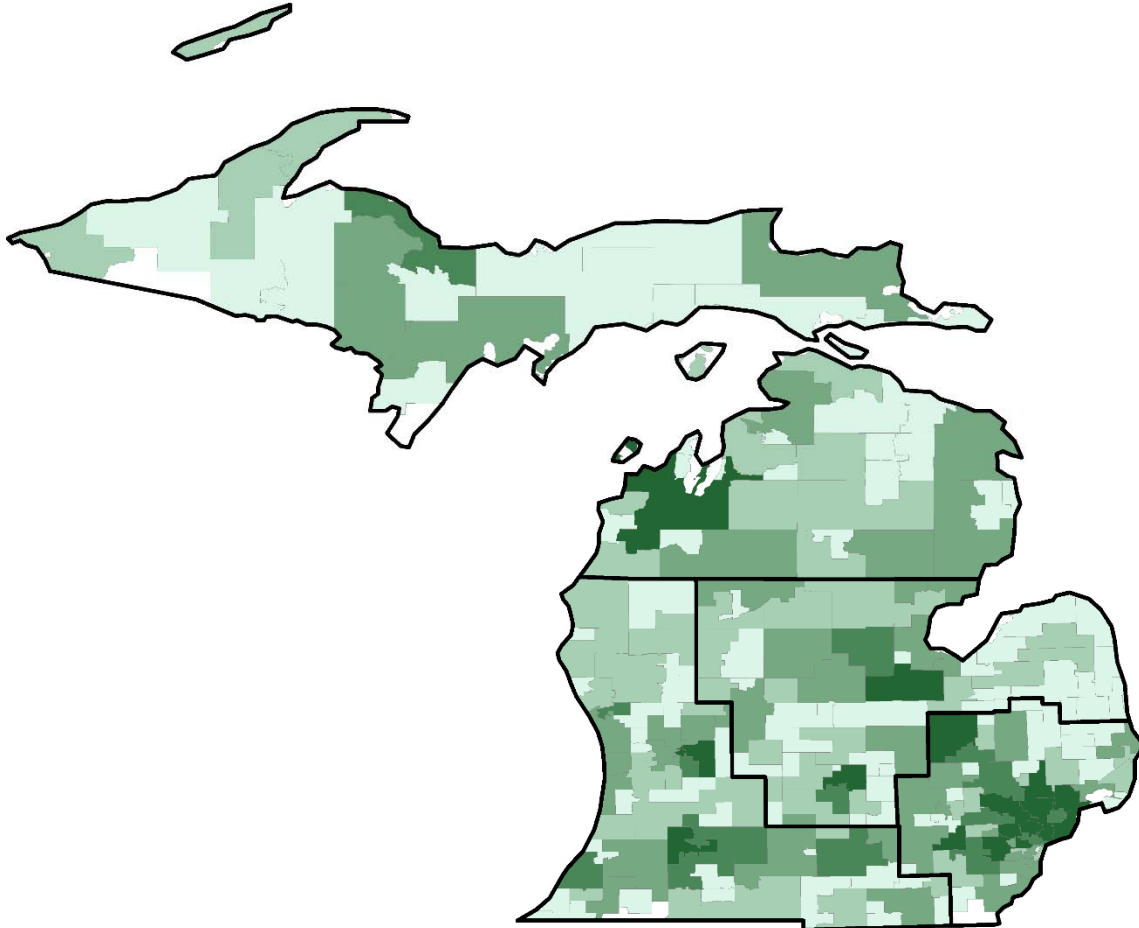
Designated Area Type

- Geographic Shortage Area
- High Needs Geographic Shortage Area
- Population Shortage Area

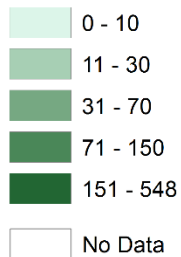
Source: HRSA Data Warehouse, 2016.
Prepared by Wayne State University Center for Urban Studies (2016)

Clinically Active Primary Care Providers

Michigan AHEC Regions



Number of Providers* by Primary Care Service Area (PCSA)



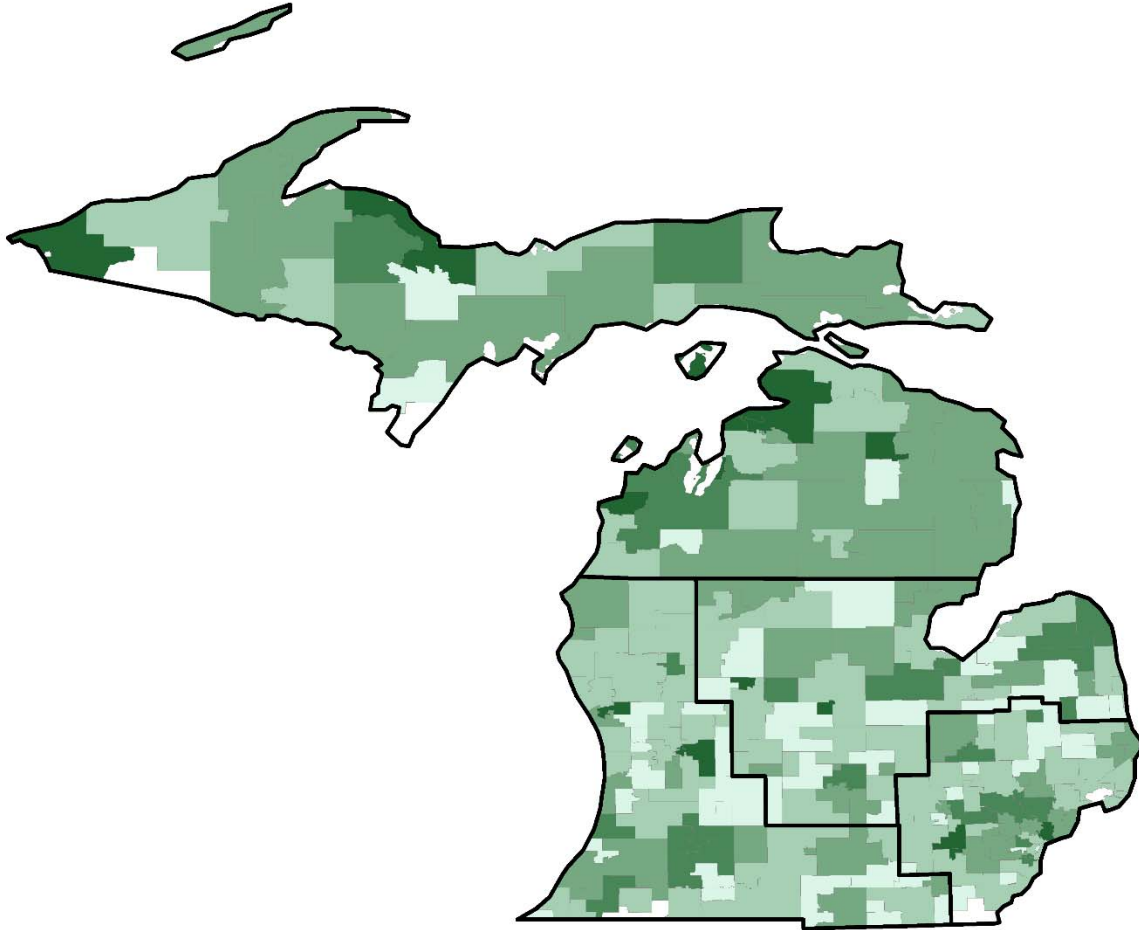
*Includes Primary Care Physicians (PCP), Physician Assistants (PA), FTE Nurse Practitioners (NP), and FTE Certified Nurse Midwives (CNM)

Source: AMA Physician Masterfile, 2010; American Academy of Physician Assistants, 2009; CMS National Provider Identifier Data, 2012; American College of Nurse Midwives, 2009

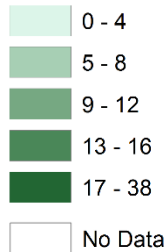
Prepared by Wayne State University Center for Urban Studies (2016)

Clinically Active Primary Care Providers per 10,000 People

Michigan AHEC Regions



Number of Providers* by Primary Care Service Area (PCSA) per 10,000 People

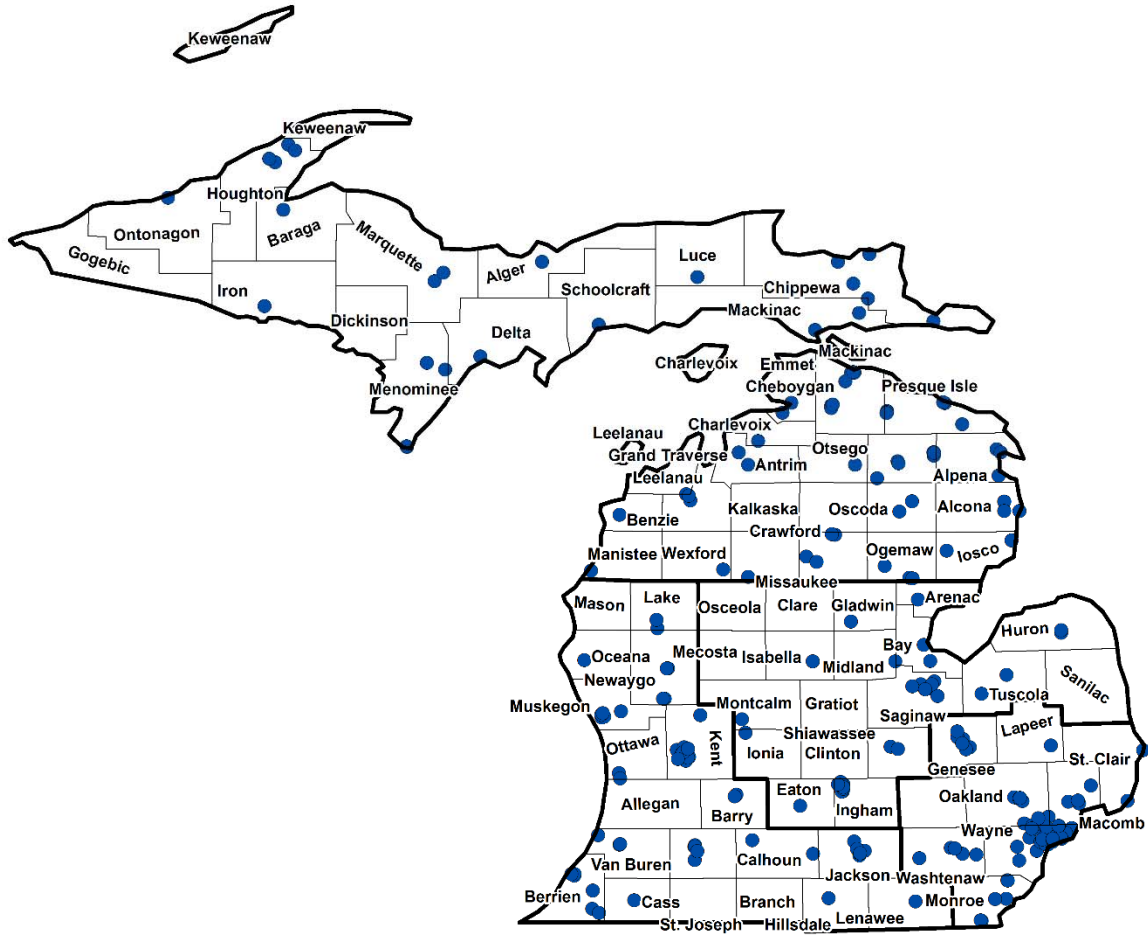


*Includes Primary Care Physicians (PCP), Physician Assistants (PA), FTE Nurse Practitioners (NP), and FTE Certified Nurse Midwives (CNM)

Source: AMA Physician Masterfile, 2010; American Academy of Physician Assistants, 2009; CMS National Provider Identifier Data, 2012; American College of Nurse Midwives, 2009; US Census, 2010
Prepared by Wayne State University Center for Urban Studies (2016)

Federally Qualified Health Centers, 2016

Michigan Counties



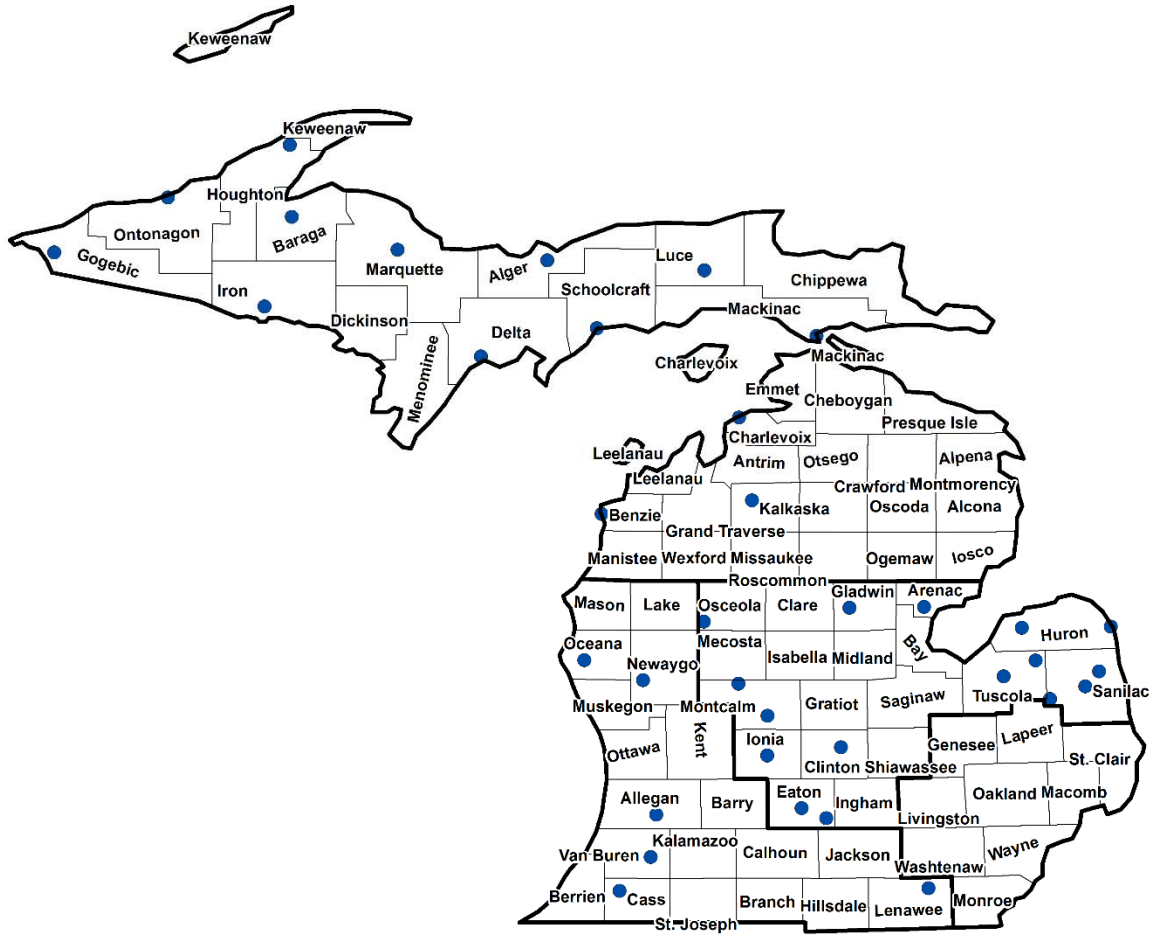
Federally Qualified Health Centers

- Health Center Location

Source: Centers for Medicare & Medicaid Services (CMS), 2016.
 Prepared by Wayne State University Center for Urban Studies (2016)

Critical Access Hospitals, 2016

Michigan Counties



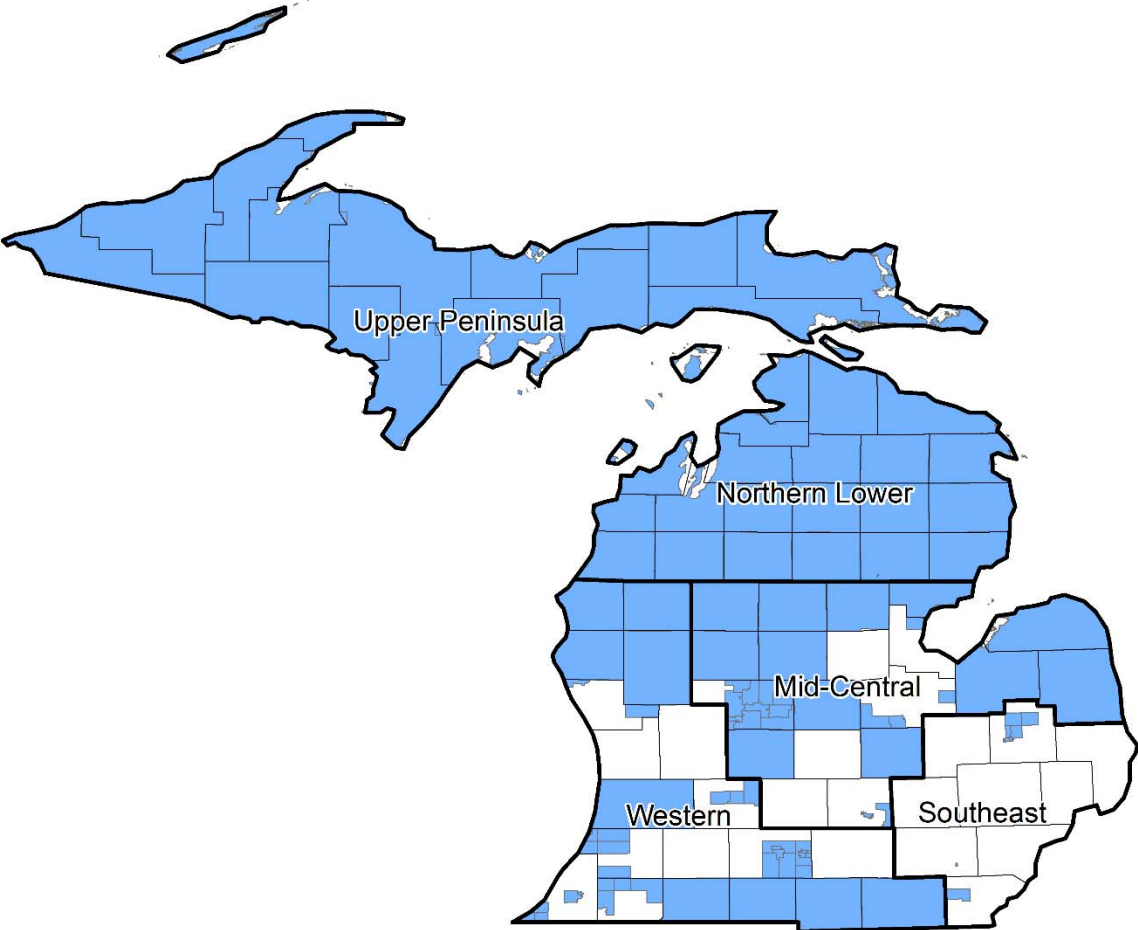
Critical Access Hospitals

- Hospital Location


Source: Centers for Medicare & Medicaid Services (CMS), 2016.
 Prepared by Wayne State University Center for Urban Studies (2016)

Rural Health Areas, 2015

Michigan AHEC Regions



Designated Area

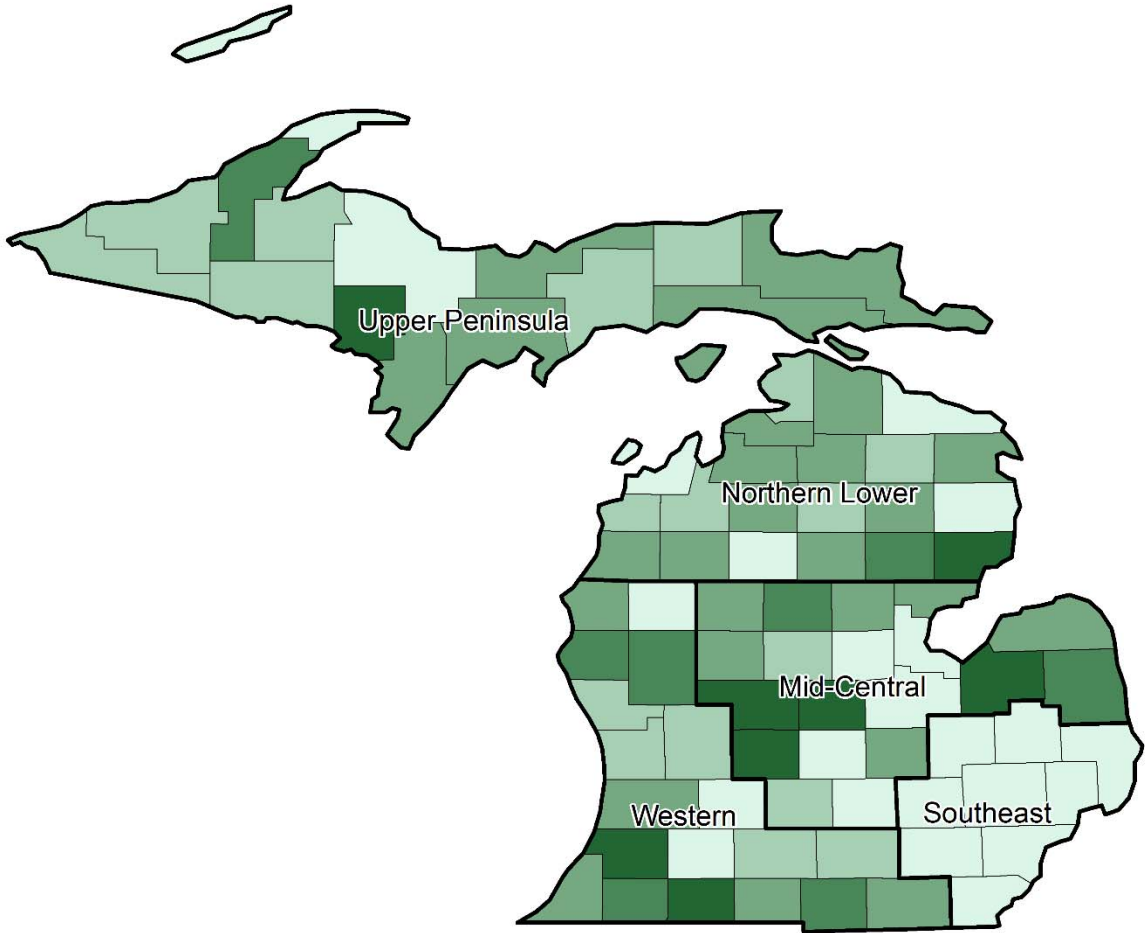
 Rural Health Areas

Source: HRSA Data Warehouse, 2015.

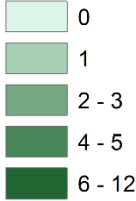
Prepared by Wayne State University Center for Urban Studies (2016)

Rural Health Clinics, 2016

Michigan AHEC Regions

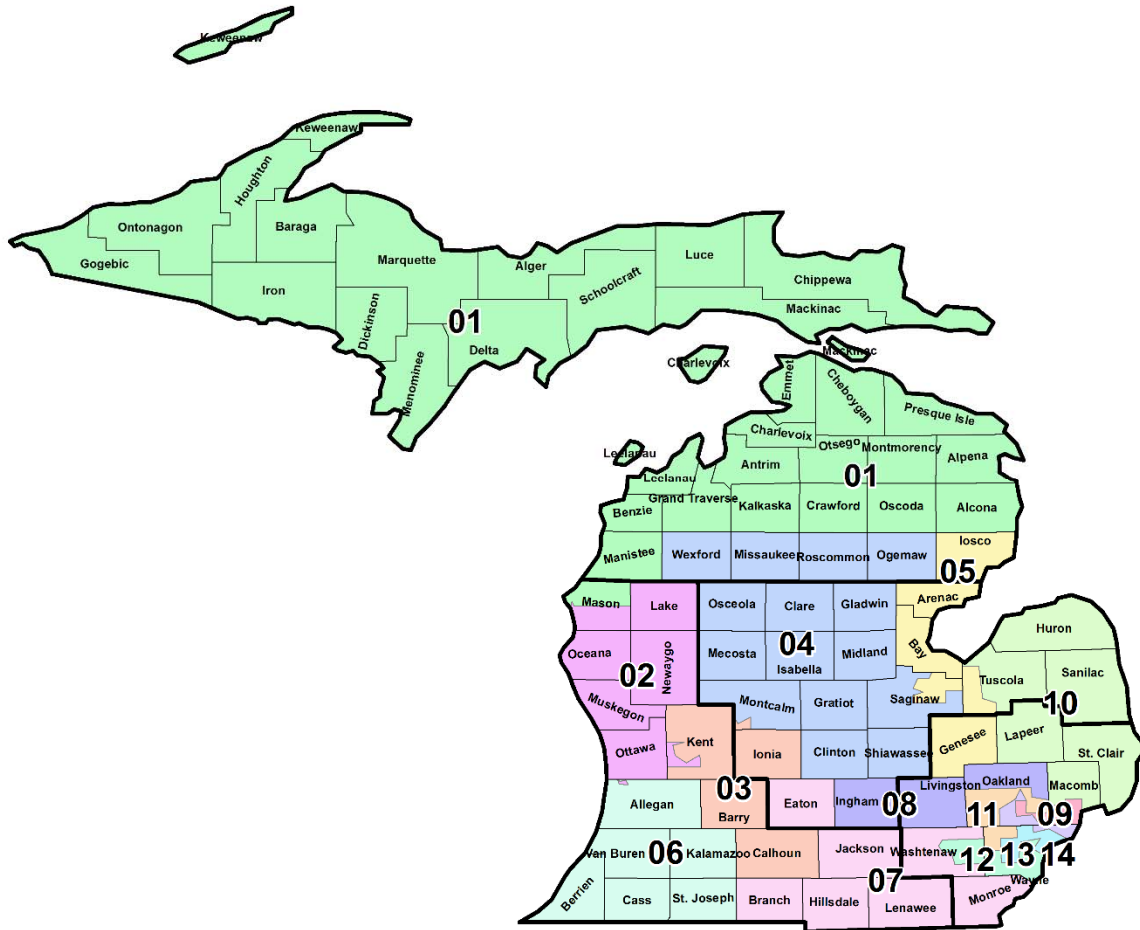


Number of Rural Health Clinics by County



Source: Centers for Medicare & Medicaid Services (CMS), 2016.
Prepared by Wayne State University Center for Urban Studies (2016)

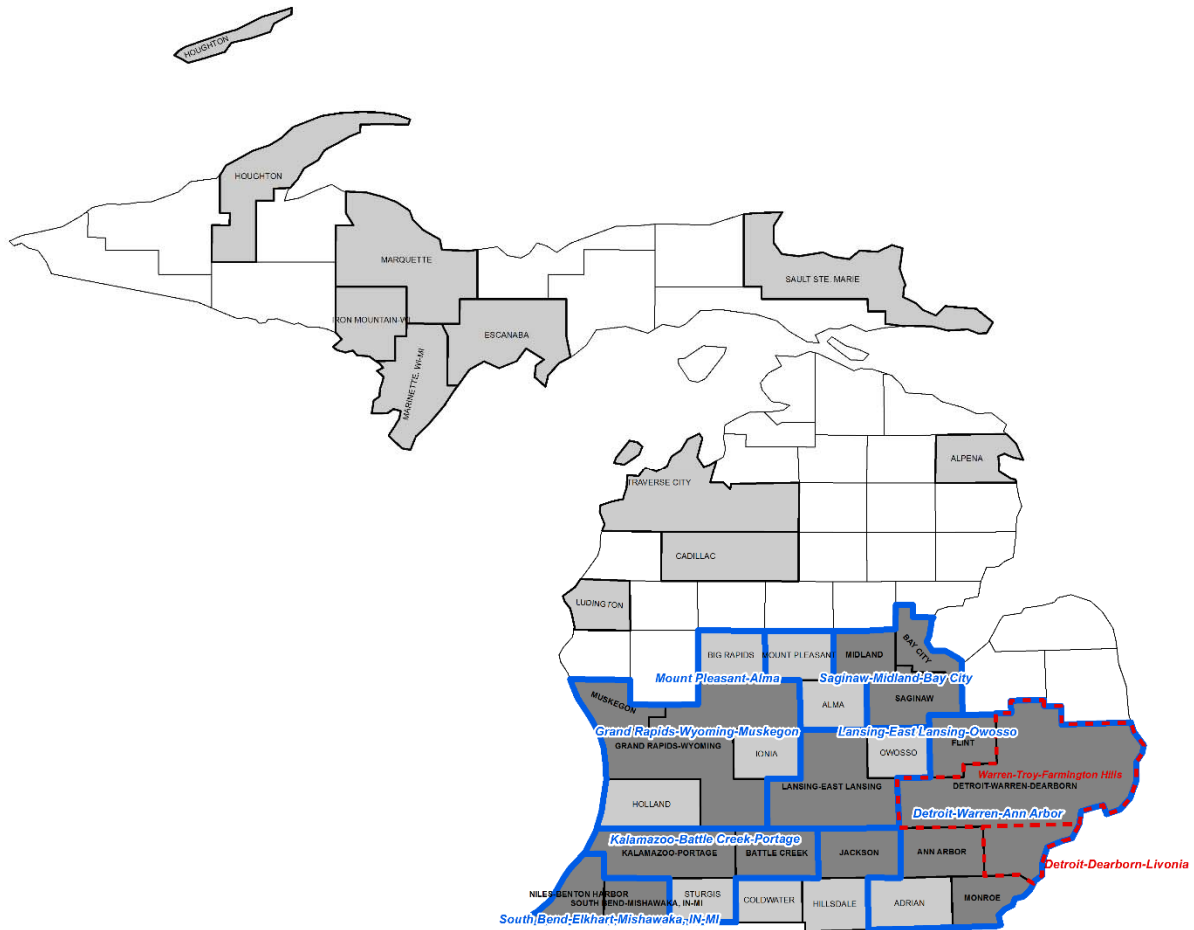
114th Congressional Districts



Source: US Census Bureau, 2015.

Prepared by Wayne State University Center for Urban Studies (2016)

Core-Based Statistical Areas, 2015

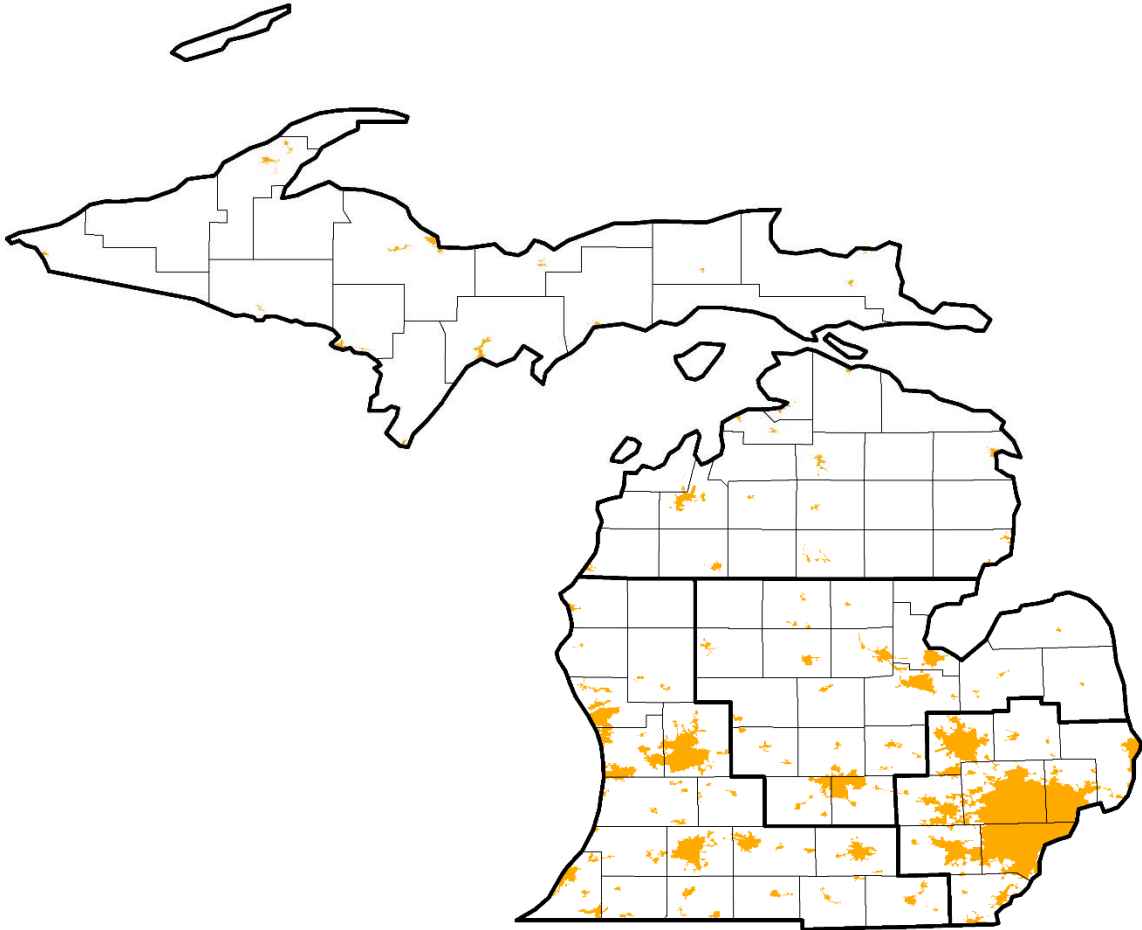


- Combined Statistical Areas (7)
- Metropolitan Statistical Divisions (2)
- Metropolitan Statistical Areas (15)
- Micropolitan Statistical Areas (20)
- Counties (83)

Source: US Census Bureau, 2015.

Prepared by Wayne State University Center for Urban Studies (2016)

Urbanized Areas, 2010

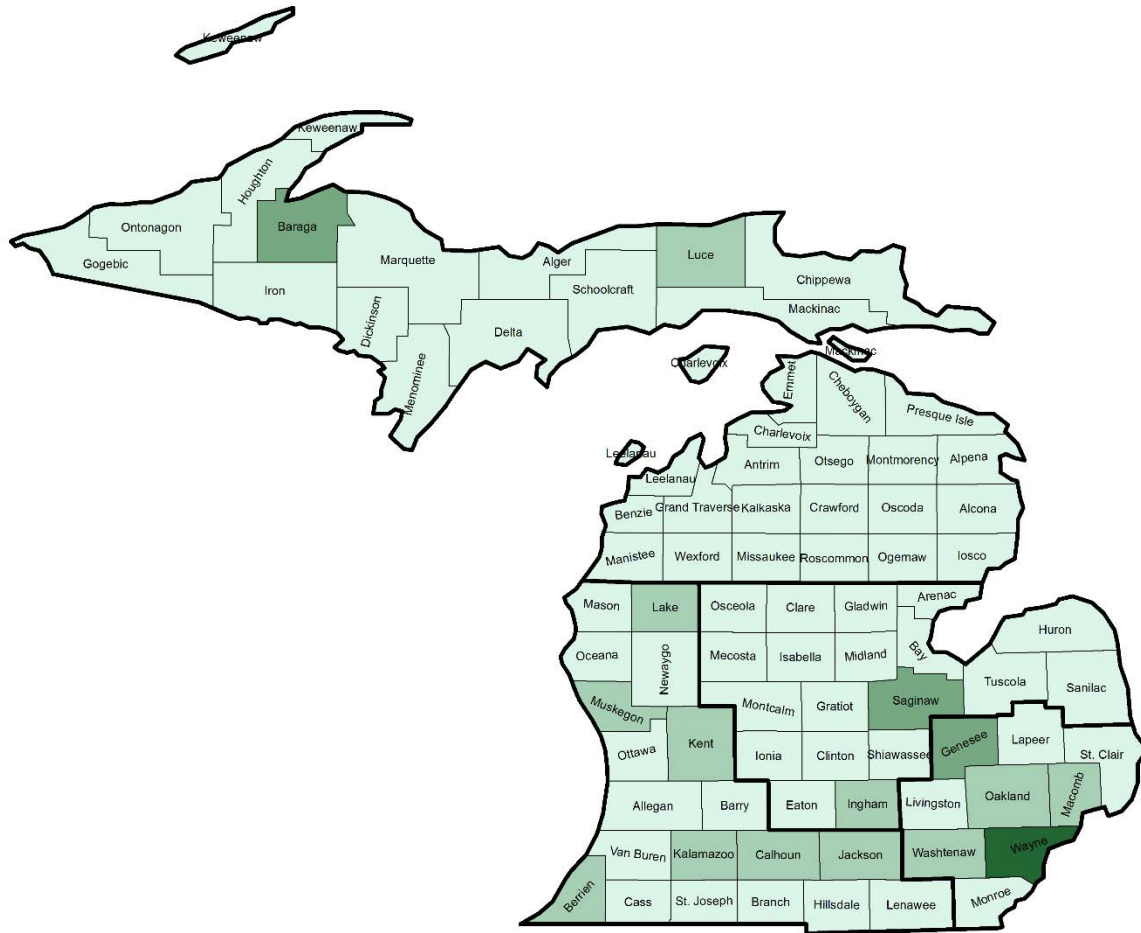


Urbanized Area

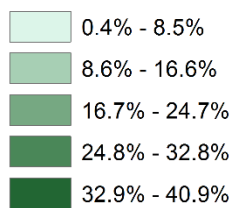
Source: US Census Bureau, 2010.
Prepared by Wayne State University Center for Urban Studies (2016)

Black or African American Population, 2014

Michigan Counties



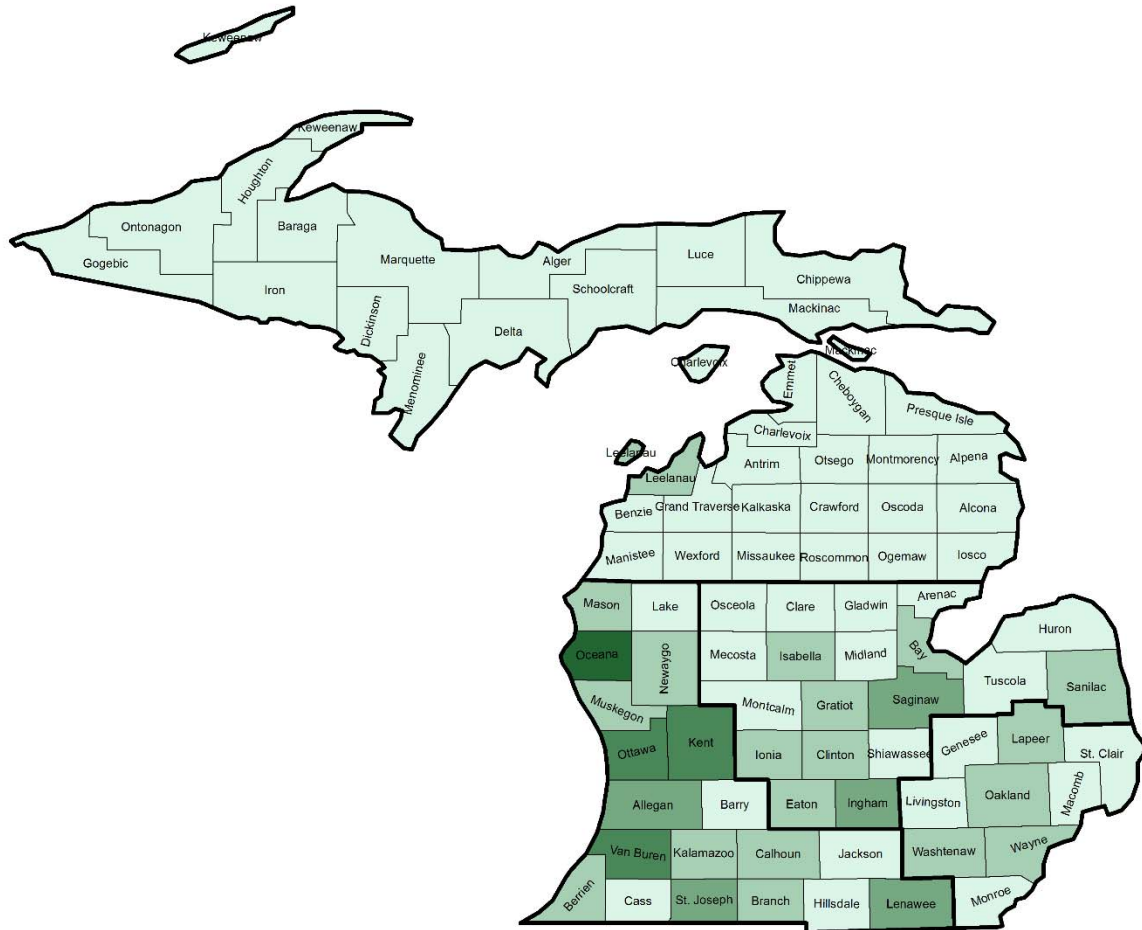
Percent Black or African American (Alone or in combination other races)



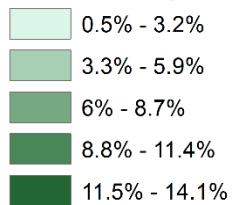
Source: U.S. Census Bureau, 2010-2014 American Community Survey 5-Year Estimates.
 Prepared by Wayne State University Center for Urban Studies (2016)

Hispanic or Latino Population, 2014

Michigan Counties



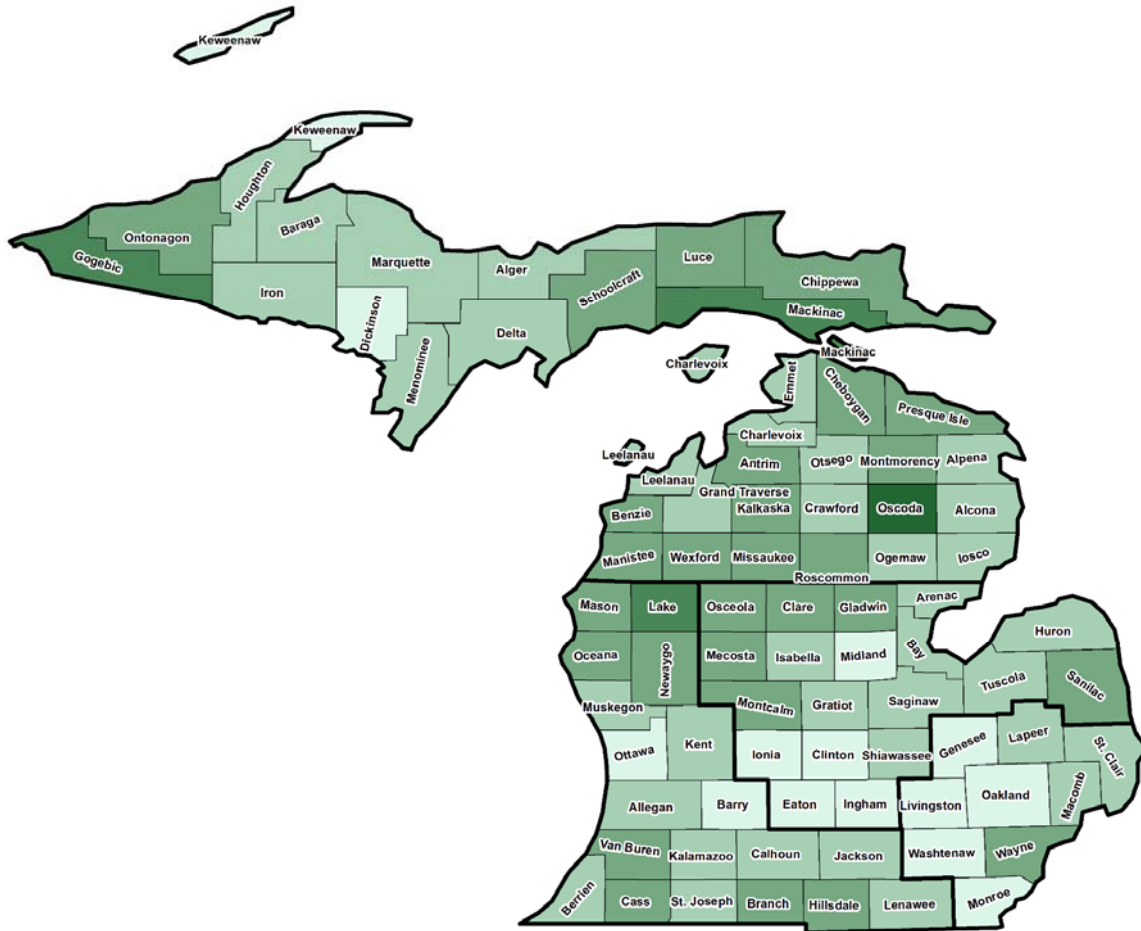
Percent Hispanic or Latino (of any race)



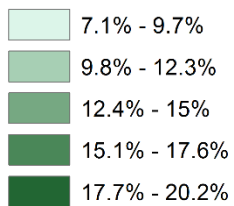
Source: U.S. Census Bureau, 2010-2014 American Community Survey 5-Year Estimates.
 Prepared by Wayne State University Center for Urban Studies (2016)

Health Insurance Coverage Status, 2014

Michigan Counties



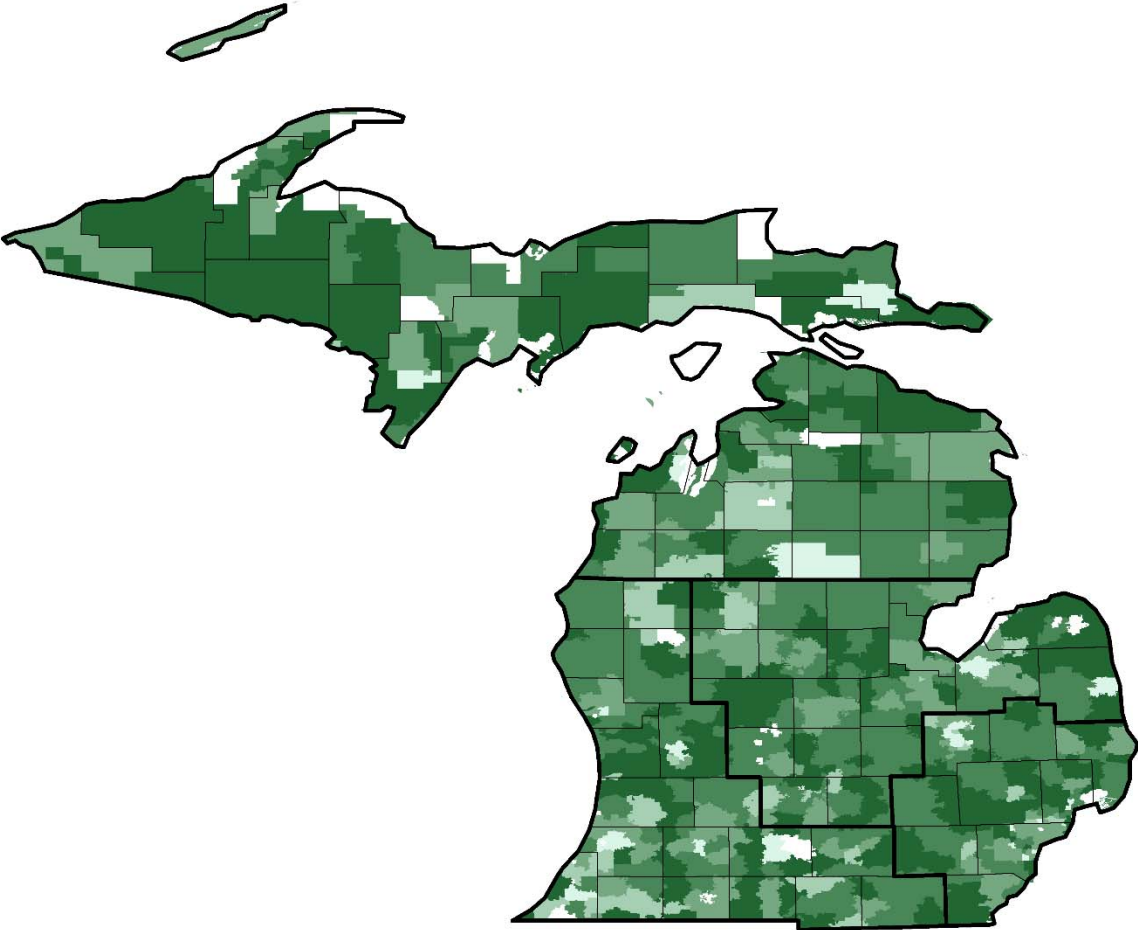
Percent of Population without Insurance



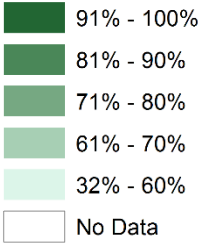
Source: U.S. Census Bureau, 2010-2014 American Community Survey 5-Year Estimates.
Prepared by Wayne State University Center for Urban Studies (2016)

High School 4-Year Graduation Rates by District, 2015

Michigan School Districts



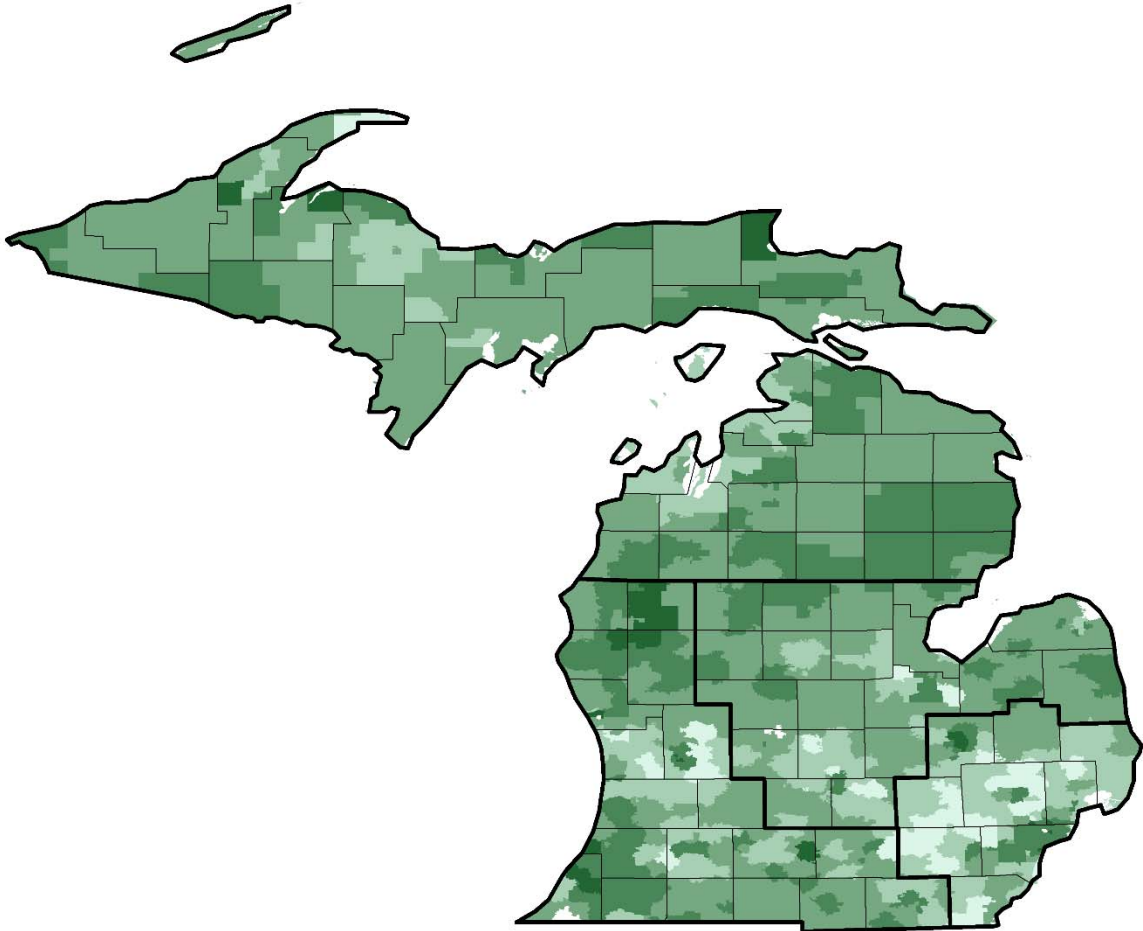
Percent of 2015 Cohort Students Graduated in 4 Years



Source: Michigan’s Center for Educational Performance and Information (CEPI), 2016.
Prepared by Wayne State University Center for Urban Studies (2016)

Students Eligible for Free/Reduced Price Lunch by District, 2015

Michigan School Districts



Percent of K-12 Students Eligible for Free/Reduced Price Lunch Program

- 0% - 20%
- 21% - 40%
- 41% - 60%
- 61% - 80%
- 81% - 100%

Source: Michigan’s Center for Educational Performance and Information (CEPI), 2016.
Prepared by Wayne State University Center for Urban Studies (2016)